

OFFICE OF SPONSORED PROJECTS

NORTHERN ILLINOIS UNIVERSITY

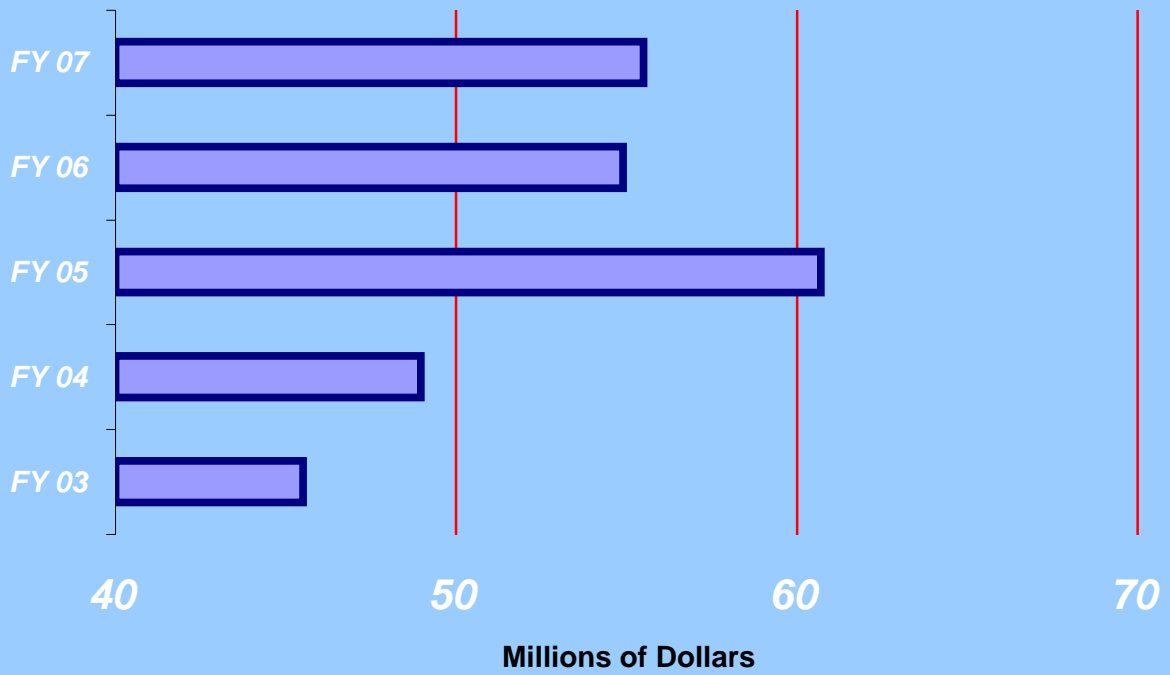
DEKALB, ILLINOIS 60115

Annual Report

SPONSORED PROJECT ACTIVITY

Fiscal Year 2007

**NORTHERN ILLINOIS UNIVERSITY
Office of Sponsored Projects
Awarded Projects**



PREFACE

The Office of Sponsored Projects assists university faculty and staff in their efforts to secure funding for their research, creative artistry, instructional and public service projects. We submit herewith the OSP Annual Report for Fiscal Year (FY) 2007, which presents detailed statistical information concerning the external award activities of individual faculty, departments, colleges, and other administrative units during the year.

NIU experienced a slight (>1%) increase in external funding for FY 07. Traditional awards (grants and contracts awarded for faculty and staff projects processed through OSP) in FY 07 totaled \$37.5 million, generated by approximately 251 awards, compared with \$37.2 million generated by 248 awards in FY 06. As in previous years, we also include in this report nontraditional awards, (i.e., grants to the College of Business Executive MBA Program, contracts for course implementation, and Pell Grants from the US Department of Education). This brings the total of all awards, both traditional and nontraditional to \$55.4 million.

We deeply appreciate the efforts for the NIU faculty and staff who submitted grant and contract applications during the previous fiscal year, and we extend our warmest congratulations to those who obtained external funding for FY 07.

NIUeRA

NIU electronic Research Administration

On January 16, 2007 OSP implemented a pre-award tracking system (NIU eRA) to track proposal submissions and receipt of awards. As a result, OSP is able to capture more detailed data. In order to make proper comparisons with FY 06 data, two important changes should be noted.

Of most significance, federal funding for FY 07 includes both federal direct awards and those received through an intermediate sponsor (state or other). This change results in the appearance of a significant increase in federal funding (37%). However, a direct comparison from FY 06 would show increases in funding from federal (14%) and other (52%) sponsors, and a decline in state (20%) funding.

In prior years, proposal and awards to agencies within the US Department of Health and Human Services (DHHS) were indicated as such. For FY 07, proposals and awards are reflected under the actual agency (example: National Institute of Neurological Disorder and Stroke/NIH/DHHS and Health Research Services Administration/DHHS). This change is also reflective of awards received from the US Department of Defense (DOD), Office of Naval Research (ONR). These changes are noted in the breakdown of awards by federal and state agencies found on pages 7-9

For assistance with historical comparisons or questions regarding this report, please contact Dara Little, OSP Assistant Director at 815-753-9285.



TABLE OF CONTENTS

Frontispiece *i*

Preface *ii*

NIUeRA..... *iii*

Table of Contents*iv*

Awards, Fiscal Years 03-07.....*1*

Awards by Academic and Other Administrative Units*2*

Department/Non-Academic/Interdisciplinary Units.....*5*

Awards by Source*6*

Awards by Purpose*12*

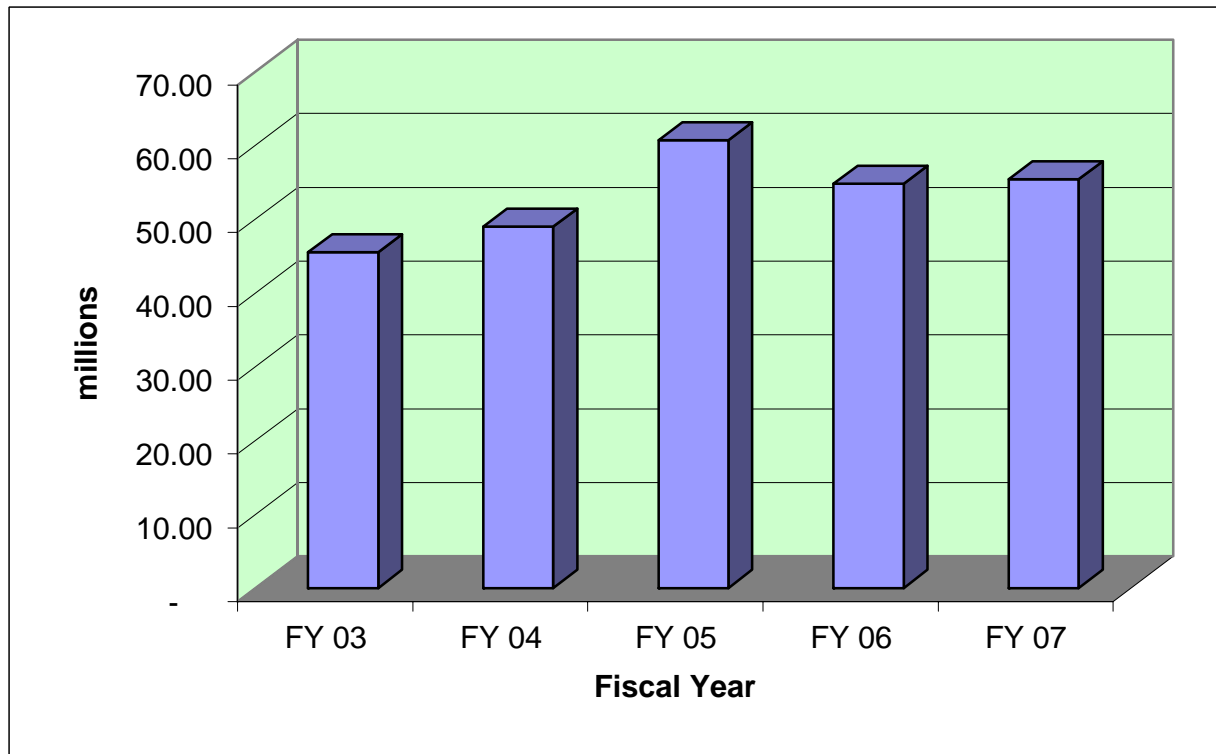
Research Awards*16*

Grants and Contracts Awarded, Fiscal Year 2006.....*17*

Summary: Grants and Contracts Submitted, Fiscal Year 2006.....*54*

****Note – Single asterisk used throughout this report denotes funds that have also been counted under another university unit.***

**AWARDS
FISCAL YEARS 03-07**



COLLEGE/UNIT	FY 03	FY 04	FY 05	FY06	FY07
Business	1,057,800	1,016,700	891,100	946,000	1,037,000
Education	4,533,211	6,939,433	6,023,713	6,478,681	6,529,468
Engineering & Engineering Technology	1,281,122	562,549	6,458,256	2,256,764	6,346,155
Health and Human Sciences	1,573,782	1,124,583	3,690,420	3,368,232	1,229,051
Law	538,800	60,500	60,000	60,500	64,660
Liberal Arts & Sciences	12,543,029	11,634,633	19,885,503	14,891,142	16,360,060
Visual & Performing Arts	136,060	32,671	18,820	91,673	23,140
Other Academic Units	13,873,532	15,629,377	16,091,550	14,708,901	16,968,738
Other University Units	9,977,012	11,964,996	7,576,093	12,160,412	6,938,752
TOTAL	45,514,348	48,965,442	60,695,455	54,962,305	55,497,024

**Comparison of FY 06 and FY 07
Amounts Awarded
By Academic and Other Administrative Units**

	2006 Awards		2007 Awards	% Change
COLLEGE OF BUSINESS				
Dean's Office	\$ 946,000		\$ 1,037,000	10%
Total	\$ 946,000		\$ 1,037,000	10%
COLLEGE OF EDUCATION				
Dean's Office	\$ 2,372,888		\$ 2,180,672	-8%
Center on Child Welfare and Education	\$ 3,092,594 *		\$ 2,613,251 *	-15%
Counseling, Adult and Higher Education	\$ 10,000		-	-100%
Educational Technology, Research and Assessment	\$ 91,975		\$ 41,490	-55%
Leadership and Educational Policy Studies	\$ 102,575		\$ 20,000	-81%
			\$ 150,000 *	100%
Learning Center			\$ 46,500	100%
Literacy Education	\$ 289,370		\$ 299,350	3%
Teaching and Learning	\$ 3,611,873		\$ 3,941,456	9%
Total	\$ 6,478,681		\$ 6,529,468	1%
	\$ 3,092,594 *		\$ 2,763,251 *	-11%
COLLEGE OF ENGINEERING AND ENGINEERING TECHNOLOGY				
Dean's Office	\$ 1,850,036		\$ 5,967,440	223%
			\$ 100,000 *	100%
Electrical Engineering	\$ 28,694		\$ 49,993	74%
Mechanical Engineering	\$ 206,261		\$ 305,722	48%
Technology	\$ 171,773		\$ 23,000	-87%
Total	\$ 2,256,764		\$ 6,346,155	181%
			\$ 100,000 *	100%
COLLEGE OF HEALTH AND HUMAN SCIENCES				
Dean's Office	\$ 2,956,821			-100%
			\$ 100,956 *	100%
Allied Health Professions	\$ 138,935		\$ 88,504	-36%
Communicative Disorders	\$ 218,303		\$ 521,272	139%
Family, Consumer and Nutrition Sciences			\$ 6,500	100%
Gerontology	\$ 88,306 *		\$ 20,000 *	-77%
Nursing	\$ 54,173		\$ 612,775	1031%
Total	\$ 3,368,232		\$ 1,229,051	-64%
	\$ 88,306 *		\$ 120,956 *	37%
COLLEGE OF LAW				
Law	\$ 60,500		\$ 64,660	7%
Total	\$ 60,500		\$ 64,660	7%
COLLEGE OF LIBERAL ARTS AND SCIENCES				
Dean's Office	\$ 1,646,491		\$ 1,496,314	-9%
	\$ -		\$ 1,000,000 *	100%
Anthropology	\$ 483,424		\$ 767,751	59%
Biological Sciences	\$ 1,232,812		\$ 1,140,295	-8%
Center for Biochemical and Biophysical Studies	\$ 1,274,719 *		\$ 191,608 *	-85%
Center for Latino and Latin American Studies	\$ 12,500.00		*	-100%
Center for Southeast Asian Studies	\$ 470,143		\$ 891,572	90%
	\$ 507,965 *		\$ 589,963 *	16%
Center for the Study of Family Violence and Sexual Assault	\$ 1,246,467 *		\$ 10,080 *	-99%

**Comparison of FY 06 and FY 07
Amounts Awarded
By Academic and Other Administrative Units**

	2006 Awards	2007 Awards	% Change
Chemistry and Biochemistry	\$ 699,328	\$ 622,966	-11%
Computer Science	\$ 145,101	\$ 504,054	247%
Division of Statistics	\$ 29,683	\$ 65,401	120%
Economics	\$ 49,489	\$ -	-100%
English	\$ 6,000		-100%
Foreign Languages and Literatures		\$ 124,963	100%
Geography	\$ 635,110	\$ 456,319	-28%
		\$ 124,963 *	100%
Geology and Environmental Geosciences	\$ 2,569,932	\$ 2,083,755	-19%
History	\$ 290,825	\$ 120,400	-59%
Laboratory for Cartography and Spatial Analysis	\$ 184,462 *	\$ -	-100%
Mathematical Sciences	\$ 147,278	\$ 75,850	-48%
National Social Norms Center (formally SSRI)		\$ 93,600	100%
Physics	\$ 1,982,700	\$ 2,226,779	12%
Plant Molecular Biology Center	\$ 189,849 *	\$ 22,149 *	-88%
Political Science	\$ 1,390	\$ -	-100%
	\$ 65,179 *	\$ -	-100%
Psychology	\$ 4,335,505	\$ 5,071,260	17%
		\$ 227,043 *	100%
Public Opinion Laboratory	\$ 165,931	\$ 331,738	100%
Total	\$ 14,891,142	\$ 16,360,060	10%
	\$ 3,566,141 *	\$ 2,165,806 *	-39%

COLLEGE OF VISUAL AND PERFORMING

ARTS

Dean's Office	\$ 12,065		-100%
Art	\$ 62,768	\$ 2,500	-96%
Art Museum	\$ 16,840	\$ 20,640	23%
Total	\$ 91,673	\$ 23,140	-75%

OTHER ACADEMIC UNITS

Provost's Office

Center for Black Studies		\$ 10,000	100%
Cooperative Education	\$ 214,580	\$ -	-100%
Faculty Development and Instructional Design Center	\$ 25,000	\$ -	-100%
International Training Office	\$ -	\$ 400,000 *	
Subtotal	\$ 239,580	\$ 10,000	-96%
		\$ 400,000 *	

Student Services

Associate Provost's Office	\$ 148,800	\$ 89,200	-40%
Campus Child Care		\$ 146,055	100%
Career Services		\$ 297,360	100%
Educational Services and Programs	\$ 842,124	\$ 799,928	-5%
Student Financial Aid - Pell Grants	\$ 13,025,514	\$ 14,777,700	13%
Subtotal	\$ 14,016,438	\$ 16,110,243	15%

University Libraries

University Libraries	\$ 215,750	\$ 378,238	75%
	\$ 6,000 *	\$ -	-100%
Subtotal	\$ 215,750	\$ 378,238	75%

**Comparison of FY 06 and FY 07
Amounts Awarded
By Academic and Other Administrative Units**

	2006 Awards	2007 Awards	% Change
Vice President for Research			
Center for Burma Studies		\$ 30,000 *	100%
Institute for NanoScience, Engineering of Technology	\$ 47,494	\$ -	-100%
	\$ 82,279 *	\$ 200,000 *	143%
Vice President for Research	\$ 189,639	\$ 470,257	148%
Subtotal	\$ 237,133	\$ 470,257	98%
	\$ 82,279 *	\$ 200,000 *	143%
Total Other Academic Units	\$ 14,708,901	\$ 16,968,738	15%
	\$ 88,279 *	\$ 630,000 *	614%
OTHER UNIVERSITY UNITS			
President's Office			
Business and Industry Services	\$ 4,678,482	\$ 571,000	-88%
Subtotal	\$ 4,678,482	\$ 571,000	-88%
University Outreach			
eLearning		\$ 215,102	
Regional Development Institute	\$ 924,790	\$ 647,318	-30%
		\$ 200,000 *	100%
Illinois Council on Economic Education	\$ 17,300	\$ 17,300	0%
Motorcycle Safety	\$ 666,487	\$ 843,606	27%
University Outreach	\$ 3,456,992	\$ 4,287,924	24%
	\$ -	\$ 551,483 *	100%
Subtotal	\$ 5,065,569	\$ 5,796,148	14%
		\$ 966,585 *	100%
Finance and Facilities			
Executive Vice President	\$ 2,000,000		-100%
Campus Police	\$ 2,497	\$ -	-100%
NIU Weather Station			
Subtotal	\$ 2,002,497		-100%
Northern Public Radio	\$ 413,864	\$ 571,604	38%
Subtotal	\$ 413,864	\$ 571,604	38%
Total Other University Units	\$ 12,160,412	\$ 6,938,752	-43%
	\$ -	\$ 966,585 *	100%
GRAND TOTAL	\$ 54,962,305	\$ 55,497,024	1%
		\$ 6,746,598 *	

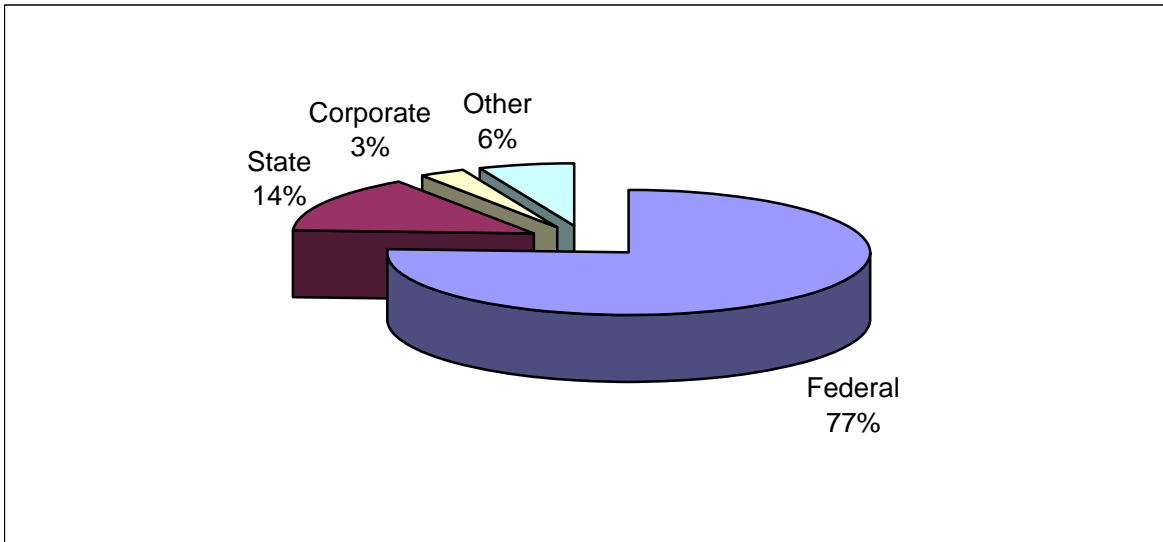
**FY 07 AMOUNTS AWARDED
ACADEMIC DEPARTMENT RANKINGS**

<i>Rankings</i>	<i>Department/Unit</i>	<i>Dollars</i>	<i>College/Unit</i>
1.	Psychology	5,071,260	Liberal Arts and Sciences
2.	Teaching and Learning	3,941,456	Education
4.	Physics	2,226,779	Liberal Arts and Sciences
3.	Geology and Environmental Geosciences	2,083,755	Liberal Arts and Sciences
5.	Biological Sciences	1,140,295	Liberal Arts and Sciences
6.	Anthropology	767,751	Liberal Arts and Sciences

**FY 07 AMOUNTS AWARDED
NON-ACADEMIC AND INTERDISCIPLINARY UNITS**

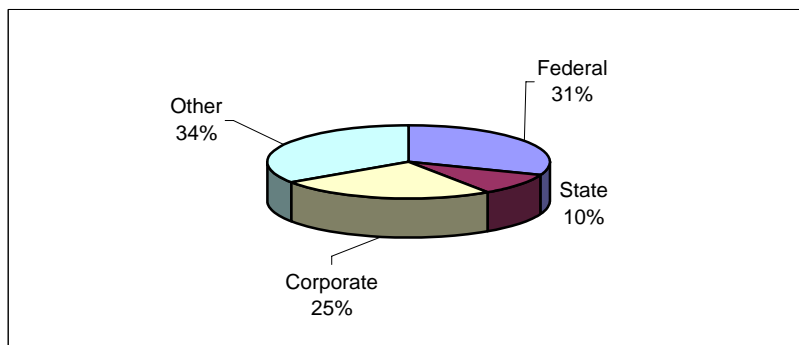
<i>Rankings</i>	<i>Department/Unit</i>	<i>Dollars</i>	<i>College/Unit</i>
1.	University Outreach	4,287,924	Other University Units
2.	Center on Child Welfare and Education	2,613,251	Education
3.	Center for Southeast Asian Studies	891,572	Liberal Arts and Sciences
4.	Motorcycle Safety	843,606	Other University Units
5.	Educational Services and Programs	799,928	Other Academic Units
6.	Regional Development Institute	647,318	Other University Units

AMOUNTS AND NUMBER OF AWARDS BY SOURCE



SOURCE OF FUNDING	FY 03	FY 04	FY 05	FY 06	FY 07
Federal Awards	23,887,031	26,682,349	39,969,110	30,703,809	42,156,397
State Awards	8,463,335	9,931,735	8,981,046	13,284,516	8,046,225
Corporate Awards	5,948,361	4,353,057	4,592,887	5,672,432	1,764,921
Other Awards	7,215,621	7,998,301	7,149,912	5,301,548	3,529,481
Total Amount of Funding	45,514,348	48,965,442	60,692,955	54,962,305	55,497,024

SOURCE OF FUNDING	FY 07
Federal Proposals	115
State Proposals	36
Corporate Proposals	93
Other Proposals	128
Total Number of Awards	372



AMOUNTS AWARDED BY FEDERAL AGENCY

AGENCY	FY 03	FY 04	FY 05	FY 06	FY 07
American Educational Research Association**					20,000
Argonne National Laboratory	181,922	167,109	359,222	470,520	857,682
Boston College**					41,490
City of DeKalb**					2,000
Communities in Schools of Aurora, Inc.**					85,101
Council for International Exchange of Scholars**					17,750
Council on Legal Education Opportunity**					64,160
Department of Agriculture				22,550	23,000
Department of Defense		369,491	5,225,944	2,030,564	7,442,035
Department of Education +	16,682,452	19,437,356	21,433,944	17,746,121	21,920,834
Department of Energy	45,000	250,000	450,445	255,393	585,044
Department of Health and Human Services	3,080,971	1,965,305	7,425,669	5,295,965	***
Department of Housing and Urban Development	388,280	40,000			
Department of Interior				40,912	
Department of Justice		300,000			
Department of State		715,150	301,194	367,560	400,000
Department of Transportation			745,575	744,000	
Dirksen Congressional Center		5,000			
East Tennessee State University**					31,947
Environmental Protection Agency		24,726		32,701	
Federal Aviation Administration	210,000	42,000			
Federal Railroad Administration	13,724				
Federal Resource Network, Inc.				25,000	
Fermi National Accelerator Laboratory	76,000	152,475	105,634	181,412	168,997
George Mason University**					11,968
Health Resources and Services Administration/ DHHS					39,410
Illinois Department of Commerce and Economic Opportunity*					200,000
Illinois Department of Public Health**					759,559
Illinois Department of Transportation**					159,000
Illinois Manufacturing Extension Center**					1,555,614
Illinois State Board of Education**					1,174,639
Illinois State Library**					21,250
Institute of Museum and Public Library Services		219,325		-	
Medical College of Georgia**					59,608
National Aeronautics and Space Administration		37,425	15,000	109,845	507,713
National Endowment for the Arts	85,000				
National Endowment for the Humanities	300,000	79,622	150,000	64,000	155,488
National Institute of Allergy and Infectious Diseases/NIH/DHHS					207,785
National Institute of Child Health and Human Development/NIH/DHHS					70,398
National Institute of Neurological Disorders and Stroke/NIH/DHHS					778,413
National Oceanic and Atmospheric Administration	7,831		2,350,000	2,254,715	
National Science Foundation	2,729,851	2,697,865	1,361,233	1,062,551	1,806,787

National Security Agency	13,000	13,000			
Office of Naval Research					200,000
Pennsylvania College of Optometry**					30,040
Rockford Engineering Associates**					19,855
Sandia National Laboratory	30,000	30,000	20,000	-	
School Association for Special Education in DuPage County**					270,208
School District #129, Aurora West*					17,603
School District #131, Aurora**					19,830
School District #205, Rockford**					5,006
Science Applications International Corporation**					100,000
State of Colorado Department of Labor and Employment**					215,102
U.S. Agency for International Development		100,000			
U.S. Geological Survey	30,000	27,000	25,250	-	11,300
U.S. Fish & Wildlife Service	13,000	9,500	-	-	-
University of Chicago**					110,716
University of Illinois at Chicago**					148,369
University of Illinois at Urbana-Champaign**					106,978
University of Nebraska, Lincoln**					1,418,930
University of Oregon**					162,000
University of Wisconsin at Stevens Point**					25,745
Virginia Polytechnic Institute and State University**	-	-	-	-	127,043
TOTAL	23,887,031	26,682,349	39,969,110	30,703,809	42,156,397

***DHHS funds are now distributed by specific NIH Institute or other sub agency

+ Includes Pell Grants

** Funded through intermediate sponsor

AMOUNTS AWARDED BY STATE AGENCY

AGENCY	FY03	FY04	FY05	FY 06	FY 07
Arts Council	40,470	25,840	25,340	17,255	18,620
Board of Higher Education	1,086,322	1,223,666	696,624	681,276	1,148,568
Chicago State University					10,000
Comptroller's Office	117,662	118,350	120,051	51,494	
Consortium of Academic and Research Libraries in Illinois**					7,000
County of DuPage**					23,244
Department of Agriculture					36,850
Department of Children and Family Services	2,351,077	2,529,565	3,811,305	3,896,175	4,620,200
Department of Commerce and Economic Opportunity	2,037,043	2,829,750	1,160,689	3,368,807	400,000
Department of Employment Security	452,540	246,444	170,534	175,600	
Department of Human Services	770,968	783,968	333,000	333,000	50,000
Department of Public Health	549,401	688,813	684,643	820,078	
Department of Transportation	678,721	736,057	795,084	2,825,487	843,606
Eastern Illinois University		5,000	7,006		
Illinois Community College Board	-	10,000	50,000	55,000	20,000
Illinois Council on Development Disabilities					337,590
Illinois Council on Economic Education	22,037	19,765	22,700		
Illinois Department of Financial and Professional Regulation				18,392	36,784
Illinois Department of Natural Resources			57,384		11,948
Illinois Math & Science Academy	9,370	4,770	4,770		
Illinois State Police				2,497	
Illinois Violence Prevention Authority	35,000	35,000			
Office of Banks and Real Estate		28,820			
Secretary of State	-			103,440	50,840
State Board of Education	33,000	218,392	593,674	825,350	111,208
State Library	31,873	41,273	38,773	49,523	28,273
Southern Illinois University	112,750	98,050	105,000	10,000	191,500
University of Illinois	135,101	288,212	304,469	51,142	
University of Illinois at Urbana-Champaign	-	-	-	-	99,994
TOTAL	8,463,335	9,931,735	8,981,046	13,284,516	8,046,225

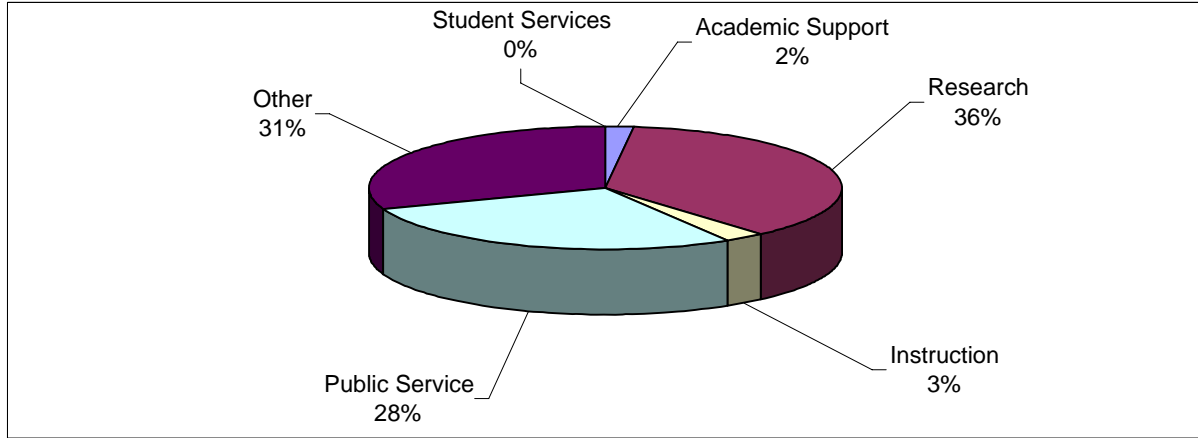
** Funded through intermediate sponsor

FY 07 AMOUNTS AWARDED BY CORPORATIONS

Abbott Laboratories Fund	35,000
Acme Alliance, LLC	18,755
ACNielsen	15,500
Akzo Nobel Surface Chemistry	15,500
AMTEC Precision Products	410
Anderson Packaging Inc.	15,000
Awana Clubs International	15,000
Bacon's Information	15,500
Baxter and Woodman Consulting Engineers	27,787
BEA Systems	46,000
Belcan Engineering Group, Inc.	15,500
BP Chemicals	14,875
BP Products North America Inc.	15,500
Caremark Inc.	30,000
Caterpillar, Inc.	30,500
CDW Corporation	15,000
Centegra Health Systems	15,500
ChemNova Technologies, Inc.	119,067
Chicago Board Options	15,000
Chicagoland Safety & Health Conference	3,180
CHRT, LLC	5,833
CHS Therapy Services	15,500
Concert Group Logistics, LLC	15,500
Construction Safety Conference	790
Continental Automotive Systems	15,500
Covansys, Inc.	15,500
D.S. Arreis, Inc.	15,000
DaimlerChrysler Truck Financial	15,500
Day International, Inc.	15,000
Diagnostic Corporation	15,000
Enternet LLC	15,000
Exact Software of North America	15,500
Exelon-Dresden Station	10,705
FAA	12,078
First Midwest Bank	15,000
FXMarketSpace	15,000
GE Commercial Distribution Finance	15,000
GE Water & Process Technologies	15,500
GLS Corporation	7,700
Griffin Pipe Products, Inc.	6,710
Hamilton Sundstrand Corporation	35,500
Harleysville Insurance Company	15,000
Harris Bank	15,000
Hyundai Motor America	15,500
IBM Corporation	15,000
IMI Cornelius Inc.	15,000
Information Providers Inc.	15,500
International Truck and Engine Corp.	15,500
J. Keith Gibson	12,697

JSC Global Solutions, Inc.	15,500
Kinik Company	124,931
Laborers A G C	12,705
LaSalle County Nursing Home	11,142
LFR Levine-Fricke	15,000
Lucent Technologies Foundation	45,500
Memes Associates/John Deere	15,000
Mitretek Systems, Inc.	35,000
Monarch Landing	15,500
Motorola Corporation	30,500
Nalco Chemical	15,000
NES Rentals, Inc.	15,500
NTN-USA	8,578
Paychex	15,500
Pepsico, Inc.	15,500
Rexnord Industries	16,870
Robertson Worldwide	9,810
RTS Packaging LLC	15,000
Siemens EA Inc.	15,000
Silberline Manufacturing Co., Inc.	1,500
Socrates Media	15,000
St. Joseph's Medical Center	15,500
Tagnetics, Inc.	9,000
Technosoft Inc.	15,000
Thariyltech Consulting Services	15,500
United Health Group	15,000
United States Surgical/Tyco	15,500
USDA Milk Market Administrator	6,789
Various and Corporate Sponsors	241,000
Videojet Technologies Inc.	15,000
Vits America	15,500
Walgreens Company	15,000
Water Resources	15,000
Win Technologies	15,500
Xilinx, Inc.	1,009
TOTAL	1,764,921

FY 07 AMOUNTS AWARDED BY PURPOSE



	Research	Instructiona	Public Service	Other	Academic Support	Student Services
BUSINESS						
Dean's Office				1,037,000		
Management						
Marketing						
Operations Management & Informations Systems	-	-	-	-	-	-
Total				1,037,000		
EDUCATION						
Dean's Office	383,666	106,208	\$ 1,690,798			
Center on Child Welfare and Education			2,613,251			
Counseling, Adult and Higher Education						
Leadership, Educational Psychology/Foundations	20,000					
	150,000					
Educational Technology, Research & Assessment	41,490					
Kinesiology and Physical Education						
Learning Center			46,500			
Literacy Education	9,980		289,370			
Teaching and Learning	369,537	232,675	3,309,204	-	-	30,040
Total	824,673	338,883	5,335,872	-	-	30,040
	150,000		2,613,251			
ENGINEERING AND ENGINEERING TECHNOLOGY						
Dean's Office	5,850,855		100,625	15,960		
	100,000					
Electrical Engineering	49,993					
Industrial Engineering						
Mechanical Engineering	305,722					
Technology	23,000	-	-		-	-
Total	6,229,570	-	100,625	15,960		
	100,000					
HEALTH AND HUMAN SCIENCES						
Dean's Office			100,956			
Allied Health Professions	88,504					
Communicative Disorders	106,978	400,000	14,294			
Family, Consumer and Nutrition Sciences			6,500			
Gerontology					20,000	
Nursing	102,685	\$ 490,090	-	-	20,000	-
Total	298,167	890,090	20,794		20,000	
			100,956		20,000	
LAW						
Total	-	\$ 64,160	-	500	-	-
		64,160		500		

FY 07 AMOUNTS AWARDED BY PURPOSE

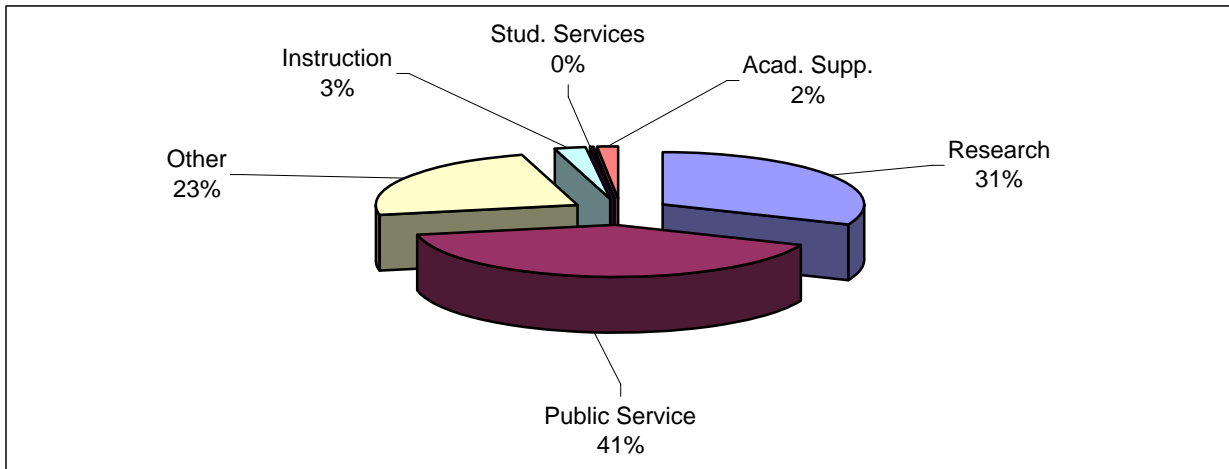
	Research	Instructiona	Public Service	Other	Academic Support	Student Services
LIBERAL ARTS AND SCIENCES						
Dean's Office	468,789		1,027,525			
			<i>1,000,000</i>			
Anthropology	237,751		530,000			
Biological Sciences	1,140,295					
Center for Biochemical & Biophysical Studies	<i>191,608</i>					
Center for Latino and Latin American Studies						
Center for Southeast Asian Studies	30,000				861,572	
	<i>189,963</i>		<i>400,000</i>			
Center for the Study of Family Violence and Sexual Assault	287,043					
	<i>10,080</i>					
Chemistry and Biochemistry	622,966					
Communication						
Computer Science	393,338			110,716		
Division of Statistics	65,401					
Economics						
English						
Foreign Languages and Literatures	124,963					
Geography	394,686		53,688	7,945		
	<i>124,963</i>					
Geology and Environmental Geosciences	2,083,755					
History	120,400					
Journalism						
Laboratory for Cartography & Spatial Analysis						
Latino & Latin American Studies, Center for						
Mathematical Sciences	75,850					
National Social Norms Center			93,600			
Philosophy						
Physics	2,225,779		1,000			
Plant Molecular Biology Center	<i>22,149</i>					
Political Science						
Psychology	2,941,777		2,129,483			
	<i>227,043</i>					
Public Opinion Laboratory	8,228		323,510			
Social Science Research Institute*						
Sociology						
Women's Studies Program	-	-	-	-	-	-
Total	11,221,021	-	4,158,806	118,661	861,572	-
	<i>765,806</i>		<i>1,400,000</i>	-		
VISUAL AND PERFORMING ARTS						
Dean's Office						
Art			2,500			
Art Museum	-	-	\$ 18,520	2,120	-	-
Total	-	-	21,020	2,120		
OTHER ACADEMIC UNITS						

FY 07 AMOUNTS AWARDED BY PURPOSE

	Research	Instructiona	Public Service	Other	Academic Support	Student Services
Provost's Office						
Center for Black Studies			10,000			
Cooperative Education						
Educational Services and Programs				332,872		
Faculty Development /Instructional Design Center						
International Training Office			400,000			
Provost's Office						
University Resources for Women	-	-	-	-	-	-
Subtotal	-	-	10,000	332,872	-	-
Student Services						
Associate Provost's Office			702,311			
Campus Child Care						
Career Services				297,360		
Student Financial Aid				14,777,700		
University Health Service						
University Programming and Activities	-	-	-	-	-	-
Subtotal	-	-	702,311	15,075,060	-	-
University Libraries						
University Libraries	-	155,488	7,000	500	215,250	-
Subtotal	-	155,488	7,000	500	215,250	-
Office of the Vice President for Research						
Center for Burma Studies	30,000					
Institute for NanoScience, Engineering and Technology	200,000					
Vice President's Office	100,000	-	-	370,257	-	-
Subtotal	100,000 230,000	-	-	370,257	-	-
Total Other Academic Units	100,000 230,000	155,488	719,311 400,000	15,778,689	215,250	-
OTHER UNIVERSITY UNITS						
President's Office						
Business and Industry Services	-	-	\$ 571,000	-	-	-
Subtotal	-	-	571,000	-	-	-
University Outreach						
eLearning			215,102			
Regional Development Institute	39,834 200,000		602,484	5,000		
Illinois Council on Economic Education		17,300				
Motorcycle Safety Project			843,606			
Northern Public Radio			571,604			
University Outreach	1,680,035		2,607,889			
Subtotal	-	-	551,483	-	-	-
Subtotal	1,719,869	17,300	4,625,583	5,000	-	-
Total Other University Units	1,719,869 200,000	17,300	5,196,583 766,585	5,000	-	-
GRAND TOTAL	20,393,300 1,445,806	1,465,921	15,553,011 5,280,792	16,957,930	1,096,822 20,000	30,040

* FY 07 funding now under the National Social Norms Center

FY 07 NUMBER OF AWARDS BY PURPOSE

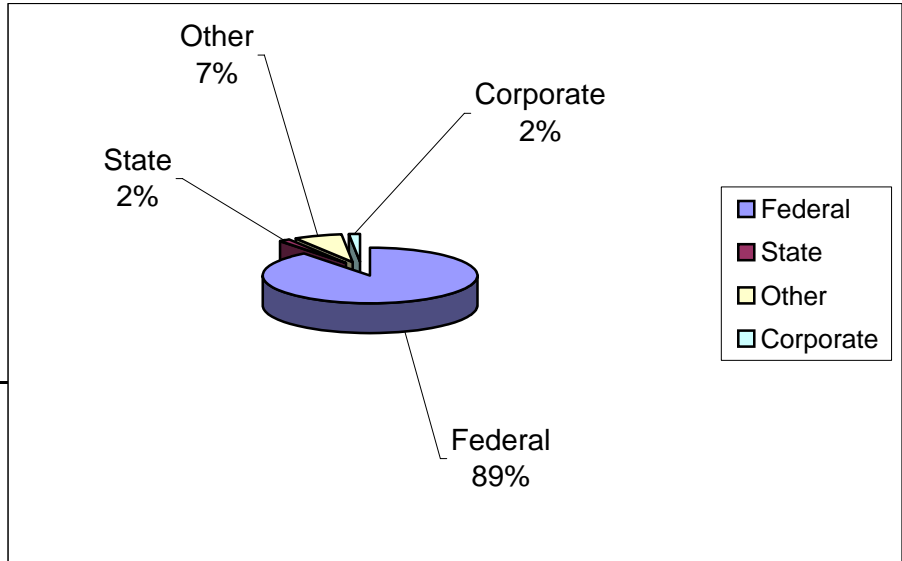


AWARDS BY PURPOSE	FY 07
Research	117
Public Service	151
Other	87
Instruction	10
Student Services	1
Academic Support	6
TOTAL AWARDS	372

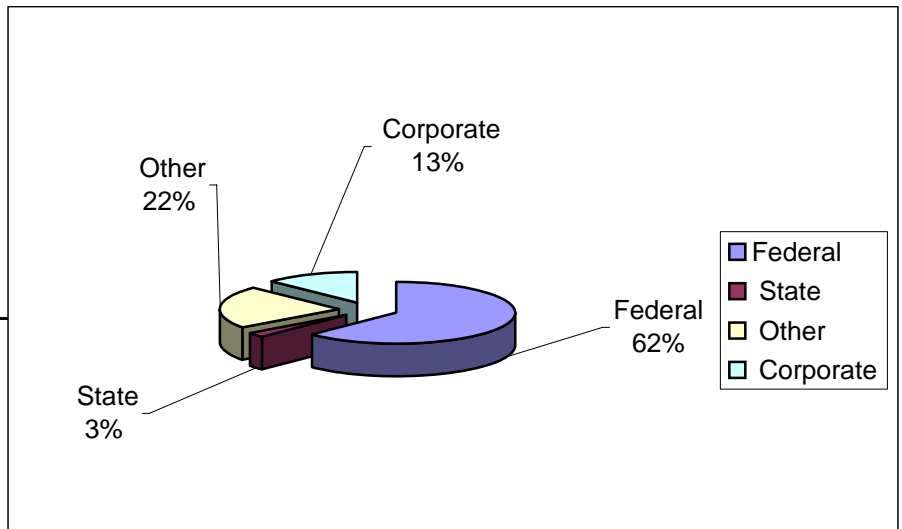
FY 07 RESEARCH AWARDS

Amounts Awarded by Source

Federal	\$	18,235,706
State	\$	369,538
Other	\$	1,421,422
Corporate	\$	366,634
	\$	<u>20,393,300</u>



Federal	73
State	3
Other	26
Corporate	15
	<u>117</u>



Grants and Contracts Awarded

Fiscal Year 2007

Principal Investigator	Title	Agency Name	Purpose	FY 07 Awards
College of Business				
Executive MBA				
Wright, H.	Executive MBA	ACNielsen	Other	15,500
Wright, H.	Executive MBA	Akzo Nobel Surface Chemistry	Other	15,500
Wright, H.	Executive MBA	Bacon's Information	Other	15,500
Wright, H.	Executive MBA	Belcan Engineering Group, Inc.	Other	15,500
Wright, H.	Executive MBA	BP Products North America Inc.	Other	15,500
Wright, H.	Executive MBA	Centegra Health Systems	Other	15,500
Wright, H.	Executive MBA	CHS Therapy Services	Other	15,500
Wright, H.	Executive MBA	Concert Group Logistics, LLC	Other	15,500
Wright, H.	Executive MBA	Continental Automotive Systems	Other	15,500
Wright, H.	Executive MBA	Covansys, Inc.	Other	15,500
Wright, H.	Executive MBA	DaimlerChrysler Truck Financial	Other	15,500
Wright, H.	Executive MBA	Exact Software of North America	Other	15,500
Wright, H.	Executive MBA	Fermi National Accelerator Laboratory	Other	15,500
Wright, H.	Executive MBA	GE Water & Process Technologies	Other	15,500
Wright, H.	Executive MBA	Hamilton Sundstrand Corporation	Other	15,500
Wright, H.	Executive MBA	Hyundai Motor America	Other	15,500
Wright, H.	Executive MBA	Information Providers Inc.	Other	15,500
Wright, H.	Executive MBA	International Truck and Engine Corp.	Other	15,500

Principal Investigator	Title	Agency Name	Purpose	FY 07 Awards
Wright, H.	Executive MBA	JSC Global Solutions, Inc.	Other	15,500
Wright, H.	Executive MBA	Monarch Landing	Other	15,500
Wright, H.	Executive MBA	NES Rentals, Inc.	Other	15,500
Wright, H.	Executive MBA	Paychex	Other	15,500
Wright, H.	Executive MBA	Pepsico, Inc.	Other	15,500
Wright, H.	Executive MBA	Rush-Copley Medical Center	Other	15,500
Wright, H.	Executive MBA	St. Joseph's Medical Center	Other	15,500
Wright, H.	Executive MBA	Thariyltech Consulting Services	Other	15,500
Wright, H.	Executive MBA	United States Surgical/Tyco	Other	15,500
Wright, H.	Executive MBA	Vits America	Other	15,500
Wright, H.	Executive MBA	Win Technologies	Other	15,500
Wright, H.	Executive MBA	Anderson Packaging Inc.	Other	15,000
Wright, H.	Executive MBA	Awana Clubs International	Other	15,000
Wright, H.	Executive MBA	CDW Corporation	Other	15,000
Wright, H.	Executive MBA	Chicago Board Options	Other	15,000
Wright, H.	Executive MBA	D.S. Arreis, Inc.	Other	15,000
Wright, H.	Executive MBA	Day International, Inc.	Other	15,000
Wright, H.	Executive MBA	Diagnostic Corporation	Other	15,000
Wright, H.	Executive MBA	Enternet LLC	Other	15,000

Principal Investigator	Title	Agency Name	Purpose	FY 07 Awards
Wright, H.	Executive MBA	First Midwest Bank	Other	15,000
Wright, H.	Executive MBA	FXMarketSpace	Other	15,000
Wright, H.	Executive MBA	GE Commercial Distribution Finance	Other	15,000
Wright, H.	Executive MBA	Harleysville Insurance Company	Other	15,000
Wright, H.	Executive MBA	Harris Bank	Other	15,000
Wright, H.	Executive MBA	IBM Corporation	Other	15,000
Wright, H.	Executive MBA	IMI Cornelius Inc.	Other	15,000
Wright, H.	Executive MBA	LFR Levine-Fricke	Other	15,000
Wright, H.	Executive MBA	Memes Associates/John Deere	Other	15,000
Wright, H.	Executive MBA	Nalco Chemical	Other	15,000
Wright, H.	Executive MBA	RTS Packaging LLC	Other	15,000
Wright, H.	Executive MBA	Science Applications International Corporation	Other	15,000
Wright, H.	Executive MBA	Siemens EA Inc.	Other	15,000
Wright, H.	Executive MBA	Socrates Media	Other	15,000
Wright, H.	Executive MBA	Technosoft Inc.	Other	15,000
Wright, H.	Executive MBA	United Health Group	Other	15,000
Wright, H.	Executive MBA	Videojet Technologies Inc.	Other	15,000
Wright, H.	Executive MBA	Walgreens Company	Other	15,000
Wright, H.	Executive MBA	Water Resources	Other	15,000

Principal Investigator	Title	Agency Name	Purpose	FY 07 Awards
Wright, H.	Executive MBA	BEA Systems	Other	46,000
Wright, H.	Executive MBA	Caremark Inc.	Other	30,000
Wright, H.	Executive MBA	Caterpillar, Inc.	Other	30,500
Wright, H.	Executive MBA	Lucent Technologies Foundation	Other	45,500
Wright, H.	Executive MBA	Motorola Corporation	Other	30,500
			Total	1,037,000
COLLEGE TOTAL				1,037,000

College of Education

Center on Child Welfare and Education

Freagon, S.	Educational Access Project	Illinois Department of Children and Family Services	Public Service	2,613,251 *
			Total	2,613,251 *

Dean's Office

Sorensen, C.; Grush, J.	Rockford Education Alliance: Project REAL	Department of Education	Public Service	1,000,000
Sorensen, C.	Alliance with National Study of School Evaluation	National Study of School Evaluation	Research	383,666
Sorensen, C.	Rockford EC2: Partnership Planning Project (Early Childhood Education Certification)	Illinois State Board of Education	Instruction	106,208
Sorensen, C.	Contract Courses	Allstate Insurance Corp.	Public Service	50,996
Sorensen, C.	Contract Courses	Cicero School District 99 Language Minority Services	Public Service	149,000
Sorensen, C.	Contract Courses	Cicero School District 99 Reading/Language Arts	Public Service	45,000
Sorensen, C.	Contract Courses	Community Consolidated School Dist 54	Public Service	29,000
Sorensen, C.	Contract Courses	DeKalb Community Unit School District #428	Public Service	10,500

Principal Investigator	Title	Agency Name	Purpose	FY 07 Awards
Sorensen, C.	Contract Courses	Illinois Association of School Business Officials	Public Service	190,302
Sorensen, C.	Contract Courses	Illinois Resource Center	Public Service	200,000
Sorensen, C.	Contract Courses	Kane County Regional Office of Education	Public Service	16,000
			Total	2,180,672
Educational Technology, Research and Assessment				
Yamagata-Lynch, L.	Urban Ecology Course Materials Created with a Universal Design for Learning Framework	Boston College	Research	41,490
			Total	41,490
Leadership, Educational Psychology and Foundations				
Coller, B.;	Teaching Dynamic Systems and Control with a Video Game to Mechanical Engineering Undergraduates	National Science Foundation	Research	150,000 *
Shernoff, D.				
Shumow, L.;	Participation in Service Activities and its Impact on Academic, Behavioral, and Civic Outcomes of High Risk Students	American Educational Research Association	Research	20,000
Schmidt, J.				
			Total	20,000
				150,000 *
Learning Center				
Lockard, J.	Project SOAR - Supporting our Award Recipients	Illinois Board of Higher Education	Public Service	46,500
			Total	46,500
Literacy Education				
Elish-Piper, L.;	The Effects of Literacy Coaching on Student Achievement in Reading in Grades K-3	International Reading Association	Research	9,980
L'Allier, S.				
Orem, R.;	Project HQ	Department of Education	Public Service	289,370
Stahl, N.				
			Total	299,350

Principal Investigator	Title	Agency Name	Purpose	FY 07 Awards
Teaching and Learning				
Freagon, S.	Educational Access Project	Illinois Department of Children and Family Services	Public Service	2,613,251
Freagon, S.	Project CHOICES/Early CHOICES	School Association for Special Education in DuPage County	Public Service	270,208
Johnson, J.	Project ASSESS: Asperger's Syndrome and Special Education Student Services	East Tennessee State University	Research	31,947
Kapperman, G.	Providing Training to Meet the Needs of Multicultural Visually Impaired Students	Illinois Board of Higher Education	Instruction	32,675
Kapperman, G.	Preparation of Rehabilitation Teachers with a Distance Learning Component and Orientation and Mobility Specialists to Serve Adults with Visual Disabilities	Department of Education	Instruction	200,000
Kapperman, G.	Program for Training of Teachers and Orientation and Mobility Instructors of Students with Visual Impairments with On-Campus and Distance Components	Department of Education	Public Service	400,000
Kapperman, G.	Graduate Student Fellowship - Stacy Haack	Pennsylvania College of Optometry	Student Services	30,040
Simmons, B.	EETAP Assessment	University of Wisconsin at Stevens Point	Public Service	25,745
VanLaarhoven, T.; Johnston-Rodriguez, S.	Hear MY VOICE: Youth Self-Advocacy	Illinois Council on Developmental Disabilities	Organized Research	337,590
			Total	3,941,456
COLLEGE TOTAL				6,529,468
				2,763,251 *

Principal Investigator	Title	Agency Name	Purpose	FY 07 Awards
College of Engineering and Engineering Technology				
Dean's Office				
Brue, D.	OSHA 6010 Occupational Safety & Health Standards for Federal Agencies	FAA	Public Service	12,078
Brue, D.	OSHA 10 Hour Course for General Industry	Rexnord Industries	Public Service	5,856
Brue, D.	OSHA 10 Hour Course for General Industry	Rexnord Industries	Public Service	5,489
Brue, D.	Chicagoland Safety & Health Conference/ASSE-Neil Chapter	Chicagoland Safety & Health Conference	Public Service	3,180
Brue, D.	OSHA 501 Trainer Course in Occupational Safety and Health Standards for General Industry	NTN-USA	Public Service	8,578
Brue, D.	Body Mechanics in Health Care	LaSalle County Nursing Home	Public Service	11,142
Brue, D.	OSHA 10 Hour Course for General Industry	Rexnord Industries	Public Service	5,525
Brue, D.	OSHA General Industry Standards Books, 29CFR 1910 CCH (18 Books shipped)	AMTEC Precision Products	Public Service	410
Brue, D.	OSHA 521 OSHA Guide to Industrial Hygiene	Laborers A G C	Public Service	12,705
Brue, D.	OSHA 511 Exelon Dresden Station	Exelon-Dresden Station	Public Service	10,705
Brue, D.	Laboratory Safety and Principles of Industrial Hygiene	USDA Milk Market Administrator	Public Service	6,789
Brue, D.	17th Annual Construction Safety Conference - CEU Certificates	Construction Safety Conference	Public Service	790

Principal Investigator	Title	Agency Name	Purpose	FY 07 Awards
Brue, D.	OSHA 503 Update Course for General Industry Trainers	Richland Community College	Public Service	1,040
Brue, D.	OSHA 501 Trainer Course in Occupational Safety and Health Standards for General Industry	Richland Community College	Public Service	150
Brue, D.	OSHA 521 OSHA Guide to Industrial Hygiene	Richland Community College	Public Service	150
Brue, D.	OSHA 7500 Safety & Health Management	Richland Community College	Public Service	100
Brue, D.	OSHA 503 Update Course for General Industry Trainers	University of Southern Indiana	Public Service	150
Brue, D.	OSHA 7505 Introduction to Accident Investigation	Richland Community College	Public Service	150
Brue, D.	OSHA 501 Trainer Course in Occupational Safety and Health Standards for General Industry	University of Southern Indiana	Public Service	150
Brue, D.	OSHA 502 Update Course for Construction	Richland Community College	Public Service	150
Brue, D.	OSHA 511 Occupational Safety and Health Standards for General Industry	Northeast Wisconsin Technical College	Public Service	1,210
Brue, D.	OSHA 501 Trainer Course in Occupational Safety and Health Standards for General Industry	University of Southern Indiana	Public Service	1,100
Brue, D.	OSHA 510 Occupational Safety and Health Standards for Construction	Richland Community College	Public Service	150
Brue, D.	OSHA 501 Trainer Course in Occupational Safety and Health Standards for General Industry	Northeast Wisconsin Technical College	Public Service	1,100

Principal Investigator	Title	Agency Name	Purpose	FY 07 Awards
Brue, D.	OSHA 511 Occupational Safety and Health Standards for General Industry	Richland Community College	Public Service	1,170
Brue, D.	OSHA 500 Trainer Course in Occupational Safety and Health Standards for Construction	Richland Community College	Public Service	248
Brue, D.	OSHA 501 Trainer Course in Occupational Safety and Health Standards for General Industry	Richland Community College	Public Service	1,260
Brue, D.	OSHA 501 Trainer Course in Occupational Safety and Health Standards for General Industry	Richland Community College	Public Service	1,020
Brue, D.	OSHA 7105 Evacuation and Emergency Planning	Richland Community College	Public Service	100
Brue, D.	OSHA 7100 Machinery and Machine Safe-Guarding	University of Southern Indiana	Public Service	100
Brue, D.	OSHA 7845 Recordkeeping Course	University of Southern Indiana	Public Service	100
Brue, D.	OSHA 7500 Safety & Health Management	University of Southern Indiana	Public Service	100
Brue, D.	OSHA 503 Update Course for General Industry Trainers	Richland Community College	Public Service	1,040
Brue, D.	OSHA 502 Update Course for Construction	Richland Community College	Public Service	235
Brue, D.	OSHA 511 Occupational Safety and Health Standards for General Industry	Richland Community College	Public Service	150
Brue, D.	OSHA 511 Occupational Safety and Health Standards for General Industry	Northeast Wisconsin Technical College	Public Service	1,120

Principal Investigator	Title	Agency Name	Purpose	FY 07 Awards
Brue, D.	OSHA 501 Trainer Course in Occupational Safety and Health Standards for General Industry	University of Southern Indiana	Public Service	1,290
Brue, D.	OSHA 503 Update Course for General Industry Trainers	Northeast Wisconsin Technical College	Public Service	1,050
Brue, D.	OSHA 510 Occupational Safety and Health Standards for General Industry	Richland Community College	Public Service	150
Brue, D.	OSHA 503 Update Course for General Industry Trainers	University of Southern Indiana	Public Service	150
Brue, D.	OSHA 501 Trainer Course in Occupational Safety and Health Standards for General Industry	Northeast Wisconsin Technical College	Public Service	1,160
Brue, D.	OSHA 2250 Principles of Ergonomics	Richland Community College	Public Service	1,035
Brue, D.	OSHA 501 Trainer Course in Occupational Safety and Health Standards for General Industry	Richland Community College	Public Service	150
Brue, D.	OSHA 500 Trainer Course in Occupational Safety and Health Standards for Construction	Richland Community College	Public Service	150
Johnson, R.	Micro-Factory for Miniaturization, Portability and Remote Production	Rockford Engineering Associates	Research	19,855
Johnson, R.	Oregon State University purchase of NIU CEET micro-milling process lab services	Oregon State University	Other	15,960
Stone, D.; Tahernezhad, M.	Collaboration on Superconducting Radio Frequency Research and Development	Fermi National Accelerator Laboratory	Organized Research	100,000 *
Tahernezhad, M.	Display Technology Evaluation	Tagnetics, Inc.	Research	4,500

Principal Investigator	Title	Agency Name	Purpose	FY 07 Awards
Tahernezehadi, M.	Display Technology Evaluation	Tagnetics, Inc.	Research	4,500
Vohra, P.	ROCK - Rapid Optimization of Commercial Knowledge for Army Vehicles	Department of Defense	Research	5,822,000
			Total	5,967,440 <i>100,000 *</i>
Engineering Technology				
Tatara, R.	Assessing the Manufacturing Potential for Ethanol Processing Residue Streams	Department of Agriculture	Organized Research	23,000
			Total	23,000
Electrical Engineering				
Genis, A.	Wafer-Wafer Bonding and the Use of Specialized Equipment	Argonne National Laboratory	Organized Research	10,001
Genis, A.	Silicon Wafer-Wafer Bonding	Argonne National Laboratory	Organized Research	4,725
Haji-Sheikh, M.	Novel Design and Model of an Amplifier Circuit for the detection of X-Rays.	Argonne National Laboratory	Organized Research	17,451
Haji-Sheikh, M.	Establishment of Software Capability to Design Integrated Circuitry	Argonne National Laboratory	Organized Research	6,997
Hashemian, R.	Software Products	Xilinx, Inc.	Organized Research	1,009
Zinger, D.	Dimming Ballast Investigation	Robertson Worldwide	Organized Research	9,810
			Total	49,993
Mechanical Engineering				
Coller, B.; Shernoff, D.	Teaching Dynamic Systems and Control with a Video Game to Mechanical Engineering Undergraduates	National Science Foundation	Organized Research	150,000

Principal Investigator	Title	Agency Name	Purpose	FY 07 Awards
Fallahi, B.	A Study on Multiple Wheel/Rail Contacts for Railroad Applications	University of Illinois at Chicago	Organized Research	50,000
Kim, M.	Detailed Design of Artificial Head Hydropower System	J. Keith Gibson	Organized Research	12,697
Majumdar, P.	Trapped Air in Cooling and Hydraulic Systems - Phase III	Hamilton Sundstrand Corporation	Organized Research	20,000
Song, S.	Diamond Film Research	Kinik Company	Organized Research	71,009
Song, S.	Solar Tracking System - Mechanical design drawing	Herb Vendig	Organized Research	2,016
			Total	305,722
			COLLEGE TOTAL	6,346,155
				100,000 *

College of Health and Human Sciences

Allied Health

Odoms, A.	Formative Evaluation of the Consortium to Lower Obesity in Chicago Children (CLOCC)'s Faith-based Initiative (FBI)	Children's Memorial Hospital	Organized Research	3,096
Spear, S.; Ciesla, J.	Substance Abuse Treatment Outcomes Research	Rosecrance Health Network	Organized Research	85,408
			Total	88,504

Communicative Disorders

Gough, D.; Ouellette, S.; Long, G.; Castle, N.	Rehabilitation of Individuals Who are Deaf or Hard of Hearing	Department of Education	Instructional Programs	200,000
Hall, K.	Sub-types and Associated Risk Factors in Stuttering	University of Illinois at Urbana-Champaign	Organized Research	106,978
Olson, J.	Comprehensive early identification and intervention for hearing loss in infancy	DeKalb County Community Foundation	Public Service	3,500

Principal Investigator	Title	Agency Name	Purpose	FY 07 Awards
Ouellette, S.	Continuing Education Certificate Program in Deaf-Blind Rehabilitation Services	Department of Education	Instructional Programs	200,000
Ouellette, S.	Developing Disability Access Metrics for Postsecondary Education	University of Illinois at Urbana-Champaign	Public Service	10,794
			Total	521,272
Dean's Office				
Kaplan, A.; Pritchard, M.	Illinois Homeland Security Education Center	Illinois Board of Higher Education	Public Service	100,956 *
			Total	100,956 *
Family, Consumer & Nutrition Sciences				
Bowers, S.	Gateways to Opportunity	Illinois Network of Child Care Resource & Referral Agencies	Public Service	6,500
			Total	6,500
Gerontology				
Hertz, J.	Nurse Educator Fellowship Program: Judith Hertz	Illinois Board of Higher Education	Academic Support	10,000 *
Plonczynski, D.	Nurse Educator Fellowship Program: Donna Plonczynski	Illinois Board of Higher Education	Academic Support	10,000 *
			Total	20,000 *
School of Nursing				
Hertz, J.; Munroe, D.	Promoting Knowledge and Competency in Nursing Care of Older Adults	Chicago Community Trust	Organized Research	80,000
Hertz, J.	Nurse Educator Fellowship Program: Judith Hertz	Illinois Board of Higher Education	Academic Support	10,000
Lusk, B.	NIU Advanced Education Nursing Traineeships	Health Resources and Services Administration/DHHS	Instructional Programs	39,410
Lusk, B.	Addressing the Nursing Shortage: NIU School of Nursing and Provena Hospitals Partnership	Illinois Board of Higher Education	Instructional Programs	450,680

Principal Investigator	Title	Agency Name	Purpose	FY 07 Awards
Munroe, D.	Culture Change in Nursing Facilities	Provena Senior Services	Organized Research	22,685
Plonczynski, D.	Nurse Educator Fellowship Program: Donna Plonczynski	Illinois Board of Higher Education	Academic Support	10,000
			Total	612,775
			COLLEGE TOTAL	1,229,051
				120,956 *
College of Law				
College of Law				
Austin, J.	LSTA Government Documents Technology Grant	Illinois State Library	Other	500
Morris, M.	2007 CLEO Sophomore Summer Institute	Council on Legal Education Opportunity	Instructional Programs	64,160
			Total	64,660
			COLLEGE TOTAL	64,660
College of Liberal Arts and Sciences				
Anthropology				
Bennardo, G.	Radiality: A Tongan Foundational Cultural Model	National Science Foundation	Organized Research	35,008
Creamer, W.	Collaborative Research: Residential Variability as an Indicator of Social Complexity in the Late Archaic (3000 to 1800 B.C.) in the Fortaleza Valley, Peru	National Science Foundation	Organized Research	106,400
Ledgerwood, J.; Wright-Parsons, A.	Cambodian Cultural Heritage Exhibits and Cambodian American Families Archive	Luce (Henry) Foundation, Inc.	Organized Research	65,000
Mehrer, M.	Phase I, Wayne Hess Property	CHRT, LLC	Organized Research	5,833
Mehrer, M.	Phase 1 Archaeological Survey, Bull Run (Lots 1 and 2)	Richard Leahy	Organized Research	2,950

Principal Investigator	Title	Agency Name	Purpose	FY 07 Awards
Porter, L.	Conservation Implications of Habitat Use and Ranging Behavior of Callimico goeldii in the Department of the Pando, Bolivia	National Geographic Society	Organized Research	16,550
Porter, L.	Conservation Implications of Habitat Use and Ranging Behavior of Callimico goeldii in the Department of the Pando, Bolivia	Conservation International	Organized Research	5,000
Porter, L.	Conservation Implications of Habitat Use and Ranging Behavior of Callimico goeldii in the Department of the Pando, Bolivia.	Primate Conservation, Inc.	Organized Research	1,010
Russell, S.; Ong, L.	Bridging the Gap: Engaging a New Generation in the Southern Philippines in Interethnic Dialogue and Conflict Resolution	Department of State	Public Service	200,000
Russell, S.; Ong, L.	Bridging the Gap: Engaging a New Generation in the Southern Philippines in Conflict Resolution and Interethnic Dialogue	Department of State	Public Service	200,000
Thu, K.	Clean Water Act Project	McKnight Foundation	Public Service	130,000
			Total	767,751
Biological Sciences				
Berg, A.	Longterm outcomes of childhood onset epilepsy	National Institute of Neurological Disorders and Stroke/NIH/DHHS	Organized Research	778,413
Hill, S.	piE mRNA Analysis in Gonococci	National Institute of Allergy and Infectious Diseases/NIH/DHHS	Organized Research	207,785
King, R.; Von Ende, C.	Effects of Habitat Restoration on Herpetofauna of MacArthur Woods	Lake County Forest Preserve District	Organized Research	22,149

Principal Investigator	Title	Agency Name	Purpose	FY 07 Awards
King, R.	Conservation genetics of the Eastern Massasauga Rattlesnake from the Carlyle Lake Region, Clinton County, Illinois	Illinois Department of Natural Resources	Organized Research	11,948
Meserve, P.	LTREB: A Long-Term Investigation of the Interplay of Biotic vs. Abiotic Factors in a Chilean Semiarid Community	National Science Foundation	Organized Research	120,000
			Total	1,140,295
Center for Biochemical and Biophysical Studies				
Hosmane, N.	Metallacarboranes: Syntheses, Structures and Reactivities	National Science Foundation	Organized Research	132,000 *
Ryzhov, V.	NO-Medicated Signaling in Endothelial Cells	Medical College of Georgia	Organized Research	59,608 *
			Total	191,608 *
Center for the Study of Family Violence and Sexual Assault				
Crouch, J.	Positive Parenting Initiative	Positive Parenting DuPage	Organized Research	60,000
Milner, J.	Recruit Behaviors, Combat Stress and Drug Preventions	Science Applications International Corporation	Organized Research	100,000
Milner, J.	Family Advocacy System of Records (FASOR) Data Base: Management Assistance & Data Analysis (MAGIC) Project Phase III	Virginia Polytechnic Institute and State University	Organized Research	127,043
Milner, J.	Development and Application of a Program Evaluation Protocol	Visiting Nurse Association of Fox Valley	Organized Research	10,080 *
			Total	287,043 10,080 *

Principal Investigator	Title	Agency Name	Purpose	FY 07 Awards
Center for Southeast Asian Studies				
Hartmann, J.; Luo, W.; Wang, F.	AOC: A Regional Approach to Spatial Analysis of Tai Toponyms in Southern China and Southeast Asia Using GIS	National Science Foundation	Organized Research	124,963 *
King, D.	Southeast Asian Studies Center and Foreign Language Area Studies Fellowships	Department of Education	Academic Support	415,000
King, D.	National Resource Center	Department of Education	Academic Support	446,572
Ledgerwood, J.; Wright-Parsons, A.	Cambodian Cultural Heritage Exhibits and Cambodian American Families Archive	Luce (Henry) Foundation, Inc.	Organized Research	65,000 *
Raymond, C.	Fellowship: Ms. Hsin-Chun Lu	American Association of University Women Educational Foundation	Organized Research	30,000
Russell, S.; Ong, L.	Bridging the Gap: Engaging a New Generation in the Southern Philippines in Interethnic Dialogue and Conflict Resolution	Department of State	Public Service	200,000 *
Russell, S.; Ong, L.	Bridging the Gap: Engaging a New Generation in the Southern Philippines in Conflict Resolution and Interethnic Dialogue	Department of State	Public Service	200,000 *
			Total	891,572
				589,963 *
Chemistry & Biochemistry				
Hosmane, N.	Metallacarboranes: Syntheses, Structures and Reactivities	National Science Foundation	Organized Research	132,000
Klumpp, D.	Generation, Study, and Application of Dicationic Intermediates	American Chemical Society	Organized Research	80,000
Lin, C-T	Development of Laser-Induced Breakdown Spectroscopy (LIBS) for the Identification of Paint Performance	ChemNova Technologies, Inc.	Organized Research	60,615

Principal Investigator	Title	Agency Name	Purpose	FY 07 Awards
Lin, C-T	Chrome-Free In-Situ Phosphating Coatings for Coil, Anti-Fingerprint, and Electric Insulating Steel Applications	ChemNova Technologies, Inc.	Organized Research	58,452
Lin, C-T	Nano-Diamond Growth and Applications	Kinik Company	Organized Research	53,922
Ryzhov, V.	NO-Medicated Signaling in Endothelial Cells	Medical College of Georgia	Organized Research	59,608
Vanysek, P.	X-Ray Scattering Studies of Interfaces Between Two Immiscible Electrolyte Solutions	University of Illinois at Chicago	Organized Research	98,369
Xu, T.	Porous Nanocomposites for Solar Thermoelectric Energy Conversion	American Chemical Society	Organized Research	40,000
Xu, T.	Solar Thermoelectric Energy Conversion in Porous Nanocomposites	Argonne National Laboratory	Organized Research	40,000
Total				622,966
Computer Science				
Karonis, N.	SCI: ETF Grid Infrastructure Group: Providing System Management and Integration for the Teragrid	University of Chicago	Other	110,716
Karonis, N.	CI-TEAM Implementation Project: Collaborative Research: Training Simulation Scientists in Advanced Cyberinfrastructure Tools and Concepts	National Science Foundation	Organized Research	180,411
Karonis, N.	Development of Parallelized Versions of TRANSIMS Simulation Modules	Argonne National Laboratory	Organized Research	212,927
Total				504,054

Principal Investigator	Title	Agency Name	Purpose	FY 07 Awards
Dean's Office				
Kleppner, P.; Gleeson, B.	The State of Working Illinois 2007-2008	Joyce Foundation	Organized Research	200,000
Nelson, C.	Behavioral Risk Factor Surveillance System Data Collection (Part A) - FY07	Illinois Department of Public Health	Organized Research	268,789
Nelson, C.	Behavioral Risk Factor Surveillance System Data Collection	Illinois Department of Public Health	Public Service	470,936
Sorensen, C.; Grush, J.	Rockford Education Alliance: Project REAL	Department of Education	Public Service	1,000,000 *
Smith, H.; McConachie, M.	Interactive Illinois Report Card	Illinois State Board of Education	Public Service	551,483
Cox-Henderson, J.	Summer College Experience for High School Students	School District # 205, Rockford	Public Service	5,006
Wright, K.	Performance by the musician Lee Murdock	Illinois Arts Council	Public Service	100
			Total	1,496,314 1,000,000 *
Division of Statistics				
Hosmane, B.	Safety and Efficacy Analysis of Humira (HERO)	Abbott Laboratories Fund	Organized Research	35,000
Pourahmadi, M.	Model-based Classification of Longitudinal and Functional Data	National Science Foundation	Organized Research	30,401
			Total	65,401

Principal Investigator	Title	Agency Name	Purpose	FY 07 Awards
Foreign Languages and Literatures				
Hartmann, J.; Luo, W.; Wang, F.	AOC: A Regional Approach to Spatial Analysis of Tai Toponyms in Southern China and Southeast Asia Using GIS	National Science Foundation	Organized Research	124,963
			Total	124,963
Geography				
Bentley, M.; Ashley, W.	Collaborative Research: Climatological and Event-Based Radar Delineation of UHI Convection for Multi-Scaled Urban Corridors Within the Southeastern US	National Science Foundation	Organized Research	38,529
Greene, R.	Development of a GIS Suitable for All Departments	Village of River Forest	Organized Research	3,068
Greene, R.	GIS Design and Implementation for the Village of Carol Stream	Village of Carol Stream	Organized Research	31,828
Greene, R.	Geographic Information System (GIS) for the DuPage County Emergency Telephone System Board (ETSB) 9-1-1	County of DuPage	Public Service	11,438
Greene, R.	Geographic Information System (GIS) for the DuPage County Emergency Telephone System Board (ETSB) 9-1-1	County of DuPage	Public Service	23,244
Hartmann, J.; Luo, W.; Wang, F.	AOC: A Regional Approach to Spatial Analysis of Tai Toponyms in Southern China and Southeast Asia Using GIS	National Science Foundation	Organized Research	124,963 *
Krmenec, A.	Internship	DeKalb County Economic Development Corporation	Other	7,945

Principal Investigator	Title	Agency Name	Purpose	FY 07 Awards
Krmenec, A.	Internship	Baxter and Woodman Consulting Engineers	Organized Research	12,960
Krmenec, A.	Internship	Baxter and Woodman Consulting Engineers	Organized Research	14,827
Luo, W.	Earth Science REASoN: Research, Education and Applications Solutions Network, etc..	George Mason University	Organized Research	11,968
Luo, W.	Comprehensive Morphometric Analysis of Martian Valley Network Basins: Evaluating Relative role of Groundwater Sapping vs Surface Runoff	National Aeronautics & Space Administration	Organized Research	54,762
Schwantes, F.; Young, P.	Upgrading DeKalb County GIS Webmap System	DeKalb County	Public Service	4,006
Song, J.	The Role of Soil and Vegetation in the Future Climate	Department of Energy	Organized Research	67,744
Walther, L.	Revise and Reprint Illinois Department of Transportation District Bicycle Maps	Illinois Department of Transportation	Organized Research	159,000
Walther, L.	Regional Reference Map	Northeastern Illinois Planning Commission	Public Service	15,000
			Total	456,319 124,963 *

Principal Investigator	Title	Agency Name	Purpose	FY 07 Awards
Geology and Environmental Geosciences				
Fischer, M.	The Paleohydrologic System Near a Salt Diapir and Weld in the La Popa Basin, Northeastern Mexico	American Chemical Society	Organized Research	80,000
Frank, M.	Experimental Study of HC1 in Magmatic-Hydrothermal Systems	National Science Foundation	Organized Research	85,264
Kitts, K.	Collaborative Research: The Development and Implementation of a Field-based, Inquiry-focused Geoscience Course for Pre-service Teachers	National Science Foundation	Organized Research	17,560
Kitts, K.	Genesis Sample Analysis Via Synchrotron X-ray Techniques: Discrimination and Quantification of Implanted Solar Wind Versus Terrestrial Contamination	National Aeronautics & Space Administration	Organized Research	121,162
Kitts, K.	Genesis Sample Analysis: Advanced Synchrotron X-ray Fluorescence Detection Instrumentation	National Aeronautics & Space Administration	Organized Research	303,847
Kitts, K.	Genesis Sample Analysis Via Synchrotron X-ray Techniques: Discrimination and Quantification of the Transition Metals in Implanted Solar Wind	National Aeronautics & Space Administration	Organized Research	27,942
Powell, R. Scherer, R. Vogel, S. Sjunneskog, M.	Collaborative Research: ANDRILL - Investigating Antarctica's Role in Cenozoic Global Environmental Change	University of Nebraska, Lincoln	Organized Research	1,418,930
Scherer, R.	Fulbright Scholar in New Zealand: Global significance of early Pleistocene warm events in Antarctica, New Zealand, and the Southern Ocean	Council for International Exchange of Scholars	Organized Research	17,750

Principal Investigator	Title	Agency Name	Purpose	FY 07 Awards
Stravers, J.	Quaternary Geologic Mapping of the Blackhawk Quadrangle, Northwestern Illinois	U.S. Geological Survey/Department of the Interior	Organized Research	11,300
			Total	2,083,755
History				
Fehrenbach, H.	From War Children to Our Children: How World War II Remade the Family and Children's Rights	Guggenheim (John Simon) Memorial Foundation	Organized Research	40,000
Hanley, A.	Municipal Finance and Socio-Economic Development in Nineteenth-Century Sao Paulo, Brazil	Department of Education	Organized Research	80,400
			Total	120,400
Mathematical Sciences				
Datta, B.	Collaborative Proposal: Quadratic Inverse Eigenvalue Problems for Model Updating in Science and Engineering : Theory and Computation	National Science Foundation	Organized Research	75,850
			Total	75,850
National Social Norms Center				
Haines, M.	National Social Norms Resource Project	BACCHUS and GAMMA Peer Education Network, Inc.	Public Service	93,600
			Total	93,600
Physics				
Bhat, P.; Hedin, D.	Fermilab Guest Appointment for Andriy Zatserklyaniy	Fermi National Accelerator Laboratory	Organized Research	36,623
Blazey, G.; Zutshi, V.	Design and Prototyping of a Scintillator-based Tail-catcher/Muon Tracker	University of Oregon	Organized Research	45,500
Chakraborty, D.	Development of Particle-Flow Algorithms and Simulation Software for ILC Detector(s)	University of Oregon	Organized Research	55,000
Chakraborty, D.; Blazey, G.; Hedin, D.	Searches for New Phenomena with High Energy Particle Colliders (supplement)	National Science Foundation	Organized Research	510,401

Principal Investigator	Title	Agency Name	Purpose	FY 07 Awards
Erdelyi, B.	Joint Appointment for Bela Erdelyi	Argonne National Laboratory	Organized Research	73,505
Lewellen, J; Bohn, C.;; Gau, J-T; Piot, P.	Mitigating the Influence of Space Charge in High-Average-Power Free-Electron Lasers: Phase II	Office of Naval Research	Organized Research	200,000
Lurio, L.	CMOS Cameras Development	Argonne National Laboratory	Organized Research	11,340
Piot, P.;; Bohn, C.	Nonlinear Dynamics of High-Brightness Electron Beams and Beam-Plasma Interactions: Theories, Simulations, and	Department of Energy	Organized Research	100,000
Piot, P.	Longitudinal Phase Space Monitors for the ILC Injectors and Bunch Compressors	Department of Energy	Organized Research	54,000
Piot, P.	Joint Appointment NIU/FNAL (Piot)	Fermi National Accelerator Laboratory	Organized Research	32,374
Piot, P.	Optimization of a Laser Wakefield Accelerator to Reliably Operate in the Bubble Regime	Argonne National Laboratory	Organized Research	88,000
Sievert, P.;; Hedin, D.	Acquisition of Rainbow Glasses for Frontier Physics Science Outreach	DeKalb County Community Foundation	Public Service	1,000
Thompson, C.	Nanoscale Studies of Structure and Function Materials	Argonne National Laboratory	Organized Research	34,759
Thompson, C.	Relaxation at the Nanoscale in Oxide Exptaxial Films	Argonne National Laboratory	Organized Research	23,500

Principal Investigator	Title	Agency Name	Purpose	FY 07 Awards
Thompson, C.	Nanoscale Studies of Structure and Function Materials	Argonne National Laboratory	Organized Research	25,322
Van Veenendaal, M.	Polarized X-Rays as a Probe of Spin Polarization and Interface and Confinement Effects: A Theoretical Approach	Department of Energy	Organized Research	280,000
Van Veenendaal, M.	Workshop to Form the CMSN Team: Building a Unified Computational Model for the Resonant X-ray Scattering of Strongly Correlated Materials	Department of Energy	Organized Research	11,500
Winkler, R.	Joint Appointment for Roland Winkler	Argonne National Laboratory	Organized Research	134,682
Winkler, R.	Spin Dynamics of Holes in GaAs	Argonne National Laboratory	Organized Research	85,597
Xiao, Z.	Joint Appointment for Zhili Xiao	Argonne National Laboratory	Organized Research	88,876
Xiao, Z.	One-dimensional Mesosstructures of NbSe ₂ and NbN Superconductors	Department of Energy	Organized Research	71,800
Xiao, Z.	Magnetic Vortices in Shaped Superconducting Mesocrystals	National Science Foundation	Organized Research	200,000
Xiao, Z.	Characterization Studies on Magnetic Properties of Nickel-Coated Flakes	Silberline Manufacturing Co., Inc.	Organized Research	1,500
Zutshi, V.	Scintillator Based Muon System R&D	University of Oregon	Organized Research	14,000

Principal Investigator	Title	Agency Name	Purpose	FY 07 Awards
Zutshi, V.	University-Based Detector Research and Development for the International Linear Collider	University of Oregon	Organized Research	47,500
			Total	2,226,779
Plant Molecular Biology Center				
King, R.;	Effects of Habitat	Lake County Forest Preserve District	Organized Research	22,149 *
Von Ende, C.	Restoration on Herpetofauna of MacArthur Woods			
			Total	22,149 *
Psychology				
Demaray, M.;	21st Century Grant Program Assessment - Nicholson School	School District # 129, Aurora West	Public Service	17,603
Malecki, C.				
Demaray, M.;	21st Century Community Learning Center - Waldo and Simmons Middle School Partnership	Communities in Schools of Aurora, Inc.	Public Service	20,169
Malecki, C.				
Demaray, M.;	Subcontract: 21st Century Community Learning Center: Gates and Rollins Elementary Schools	School District # 131, Aurora	Public Service	19,830
Malecki, C.				
Demaray, M.;	21st Century Community Learning Center Grant: Cowherd and Brady Schools	Communities in Schools of Aurora, Inc.	Public Service	19,989
Malecki, C.				
Finkelstein, L.	SkillsNET Assistantships	SkillsNET Corporation	Organized Research	78,708
Magliano, J.;	Assessing Reading Comprehension with Verbal Protocols and Latent Semantic Analysis	Department of Education	Organized Research	795,848
Millis, K.				
Malecki, C.;	Mentoring Grant Evaluation for East and West Aurora School Districts	Communities in Schools of Aurora, Inc.	Public Service	15,000
Demaray, M.				
Malecki, C.;	21st Century After School Grant Evaluation at Hermes, Oak Park, and Beaupre Elementary Schools	Communities in Schools of Aurora, Inc.	Public Service	29,943
Demaray, M.				

Principal Investigator	Title	Agency Name	Purpose	FY 07 Awards
Masur, E.	Infants' and Mothers' Responses to being Imitated	National Institute of Child Health and Human Development/NIH/DHHS	Organized Research	70,398
Miller, C.	Integrated Assessment Program	Illinois Department of Children and Family Services	Public Service	2,006,949
Millis, K.; Magliano, J., Britt, A.; Wiemer-Hastings, K.	Acquiring Research Investigative and Evaluative Skills (ARIES) for Scientific Inquiry	Department of Education	Organized Research	1,986,743
Milner, J.	Development and Application of a Program Evaluation Protocol	Visiting Nurse Association of Fox Valley	Organized Research	10,080
Milner, J.	Recruit Behaviors, Combat Stress and Drug Prevention	Science Applications International Corporation	Organized Research	100,000 *
Milner, J.	Family Advocacy System of Records (FASOR) Data Base: Management Assistance & Data Analyses (MAGIC) Project Phase III	Virginia Polytechnic Institute and State University	Organized Research	127,043 *
			Total	5,071,260
				227,043 *
Public Opinion Laboratory				
Ard, R.	Sycamore New Homes	Strategic Management Alliance, LLC		2,500
Ard, R.	Oak Forest Public Service Tabulation Project	City of Oak Forest	Public Service	13,161
Ard, R.	2007 Survey of DeKalb Park District Residents	DeKalb Park District	Public Service	11,759
Ard, R.; Schnite, K.	2007 Telephone Survey of School District #102 Residents	School District # 102, La Grange	Public Service	17,935

Principal Investigator	Title	Agency Name	Purpose	FY 07 Awards
Ard, R.; Schnite, K.	Illinois Banks and Real Estate Stakeholder Satisfaction Survey	Illinois Department of Financial and Professional Regulation	Public Service	18,392
Ard, R.; Schnite, K.	Illinois Banks and Real Estate Stakeholder Satisfaction Survey	Illinois Department of Financial and Professional Regulation	Public Service	18,392
Bailey, J.	2007 Parks & Recreation Survey of Yorkville Residents	Yorkville Parks and Recreation Department	Public Service	9,964
Burrell, B.; Schnite, K.	Survey of Voters for Sterling School District #5	Sterling School District #5	Public Service	10,703
Long, J.	Library Delivery Service Project	Library District Consortium	Public Service	11,585
Long, J.	Sycamore Park District	Strategic Management Alliance, LLC	Public Service	4,990
Novotny, L.	Healthy Relationship Project	Center for Policy Research	Public Service	16,308
Novotny, L.	Messenger Public Library of North Aurora Mail Survey	Messenger Public Library	Public Service	8,173
Novotny, L.	Batavia Public Library District Community Survey	Batavia Public Library District	Public Service	14,322
Novotny, L.	Pennridge High School Telephone Interviews	Pennridge High School	Public Service	6,642

Principal Investigator	Title	Agency Name	Purpose	FY 07 Awards
Novotny, L.	Illinois Nutrition, Education and Training Program Mail Methodology Research Project	Illinois Nutrition Education and Training Program	Public Service	14,605
Novotny, L.	2007 Mail Survey of Antioch Public Library District Residents	Antioch Public Library	Organized Research	8,228
Novotny, L.	2007-2009 Interviews with Tennessee Parenting Program Participants	Center for Policy Research	Public Service	14,922
Novotny, L.	2007-2008 Interviews with Texas Strong Families Program Participants	Center for Policy Research	Public Service	17,491
Novotny, L.	CPR Domestic Relations	Center for Policy Research	Public Service	4,413
Novotny, L.	CPR - Technology	Center for Policy Research	Public Service	4,413
Novotny, L.	CPR Parenting Time	Center for Policy Research	Public Service	7,233
Novotny, L.; Ard, R.	2007 Postal and Electronic Mail Survey of St. Charles Library District Residents	St. Charles Public Library	Public Service	14,809
Schnite, K.	2006 Customer Satisfaction Survey	Griffin Pipe Products, Inc.	Public Service	6,710
Schnite, K.	Customer Satisfaction Survey	Acme Alliance, LLC	Public Service	11,055

Principal Investigator	Title	Agency Name	Purpose	FY 07 Awards
Schnite, K.	Community Input Survey 2006	Village of Bartlett	Public Service	12,111
Schnite, K.	2006 Customer Satisfaction Survey	GLS Corporation	Public Service	7,700
Schnite, K.	BP Spring Jobber Pulse Survey	BP Chemicals	Public Service	8,000
Schnite, K.	Quick Pulse Survey for BP Americas	BP Chemicals	Public Service	6,875
Schnite, K.	2006 Customer Satisfaction Survey	Acme Alliance, LLC	Public Service	7,700
Schnite, K.	Chicago North Shore Convention & Visitors Bureau	GrahamSpencer	Public Service	2,500
Schnite, K.	City of Evanston Employee Satisfaction IT Survey	City of Evanston	Public Service	3,930
Schnite, K.	Dewitt County Warner Hospital	Dewitt County Warner Hospital	Public Service	7,117
Schnite, K.	American Political Science Association 06	American Political Science Association	Public Service	4,500
Schnite, K.	South American Politicos	George Washington University	Public Service	2,600
COLLEGE TOTAL			Total	331,738
				16,360,060
				2,165,806 *

Principal Investigator	Title	Agency Name	Purpose	FY 07 Awards
College of Visual and Performing Arts				
Art Museum				
Burke, J.	2006-2007 Exhibition Season	Illinois Arts Council	Public Service	18,520
Burke, J.	Community Windows	DeKalb County Community Foundation	Other	2,120
			Total	20,640
School of Art				
Metcalfe, S.	Creating Adaptive Tools	DeKalb County Community Foundation	Public Service	1,000
Metcalfe, S.	Adaptive Tools	DeKalb County Community Foundation	Public Service	1,500
			Total	2,500
COLLEGE TOTAL				23,140
OTHER ACADEMIC UNITS				
Provost's Office				
Center for Black Studies				
Gyant, L.	Fifteenth Annual African American and Latino/a American Adult Education Research Symposium	Chicago State University	Public Service	10,000
			Total	10,000
International Training Office				
Russell, S.; Ong, L.	Bridging the Gap: Engaging a New Generation in the Southern Philippines in Conflict Resolution and Interethnic Dialogue	Department of State	Public Service	200,000 *
Russell, S.; Ong, L.	Bridging the Gap: Engaging a New Generation in the Southern Philippines in Conflict Resolution and Interethnic Dialogue	Department of State	Public Service	200,000 *
			Total	400,000 *
COLLEGE TOTAL				10,000
				400,000 *
Student Services				
Associate Provost's Office				
Kallembach, S.	IL Course Applicability System: Ensuring Transfer Students' Academic Success	University of Illinois at Urbana-Champaign	Public Service	89,200
			Total	89,200

Principal Investigator	Title	Agency Name	Purpose	FY 07 Awards
Campus Child Care				
Herrmann, C.	NIU Campus Child Care Tuition Assistance Program	Department of Education	Public Service	134,273
Schmidt, L.	Equipment Support for Campus Child Care	DeKalb County Community Foundation	Public Service	3,000
Schmidt, L.	Quality Counts Child Care Proposal for Equipment Support	Community Coordinated Child Care	Public Service	8,782
			Total	146,055
Career Services				
Henderson, C.	Illinois Cooperative Work Study Program	Illinois Board of Higher Education	Other	119,000
Henderson, C.	Internship	Advocate Good Shepherd Hospital	Other	17,476
Henderson, C.	Internship	Alexian Brothers - St. Alexius Medical Center	Other	19,876
Henderson, C.	Internship	Delnor Community Hospital	Other	19,876
Henderson, C.	Internship	Linden Oaks Hospital	Other	15,076
Henderson, C.	Internship	Provena Saint Joseph Hospital	Other	17,476
Henderson, C.	Internship	Rush-Copley Medical Center	Other	19,876
Henderson, C.	Internship	Sherman Hospital	Other	19,876
Huffstutler, R.	Internship	Linden Oaks Hospital	Other	13,876
Huffstutler, R.	Internship	Provena Saint Joseph Hospital	Other	15,076
Huffstutler, R.	Internship	Sherman Hospital	Other	19,876
			Total	297,360
Educational Services and Programs				
Wright, J.	Student Support Services	Department of Education	Other	332,872
Bohanon, F.	Upward Bound Program	Department of Education	Public Service	467,056
			Total	799,928

Principal Investigator	Title	Agency Name	Purpose	FY 07 Awards
Student Financial Aid				
Brunson, K.	Pell Grant Program	Department of Education	Other	12,944,347
Brunson, K.	Science and Mathematics Access to Retain Talent (SMART)	Department of Education	Other	375,914
Brunson, K.	Academic Competitiveness Grant (ACG)	Department of Education	Other	620,575
Brunson, K.	Federal Supplemental Educational Opportunity Grant	Department of Education	Other	836,864
				14,777,700
COLLEGE TOTAL				16,110,243

University Libraries

University Libraries

Osorio, N.	Alternative Energy Monography Partnership	Consortium of Academic and Research Libraries in Illinois	Public Service	7,000
Shumaker, E.	LSTA Government Documents Grant	Illinois State Library	Other	500
VandeCreek, D.	The Southeast Asia Digital Library	Department of Education	Academic Support	195,000
VandeCreek, D.	Historical Materials from the Northern Illinois Region	Illinois State Library	Academic Support	20,250
VandeCreek, D.	Mark Twain's Curriculum Project	National Endowment for the Humanities/National Foundation on the Arts and Humanities	Instructional Programs	155,488
				378,238
COLLEGE TOTAL				378,238

Vice President for Research and Graduate Studies

Center for Burma Studies

Raymond, C.	Fellowship: Ms. Hsin-Chun Lu	American Association of University Women Educational Foundation	Organized Research	30,000 *
				30,000 *

Principal Investigator	Title	Agency Name	Purpose	FY 07 Awards
Institute for Nanoscience, Entineering and Technology				
Xiao, Z.	Magnetic Vortices in Shaped Superconducting Mesocrystals	National Science Foundation	Organized Research	200,000 *
			Total	200,000 *
Vice President's Office				
Bose, R.	2005 DFI Fellowships	Illinois Board of Higher Education	Other	7,000
Bose, R.	2006 -2007 DFI Fellowships	Southern Illinois University	Other	191,500
Bose, R.	FY 2007 State Matching Grant:	Illinois Board of Higher Education	Other	171,757
Stone, D.;	Collaboration on Superconducting Radio Frequency Research and Development	Fermi National Accelerator Laboratory	Organized Research	100,000
Tahernezehadi, M.				
			Total	470,257
			COLLEGE TOTAL	470,257
				230,000 *
			TOTAL OTHER ACADEMIC UNITS	16,968,738
				630,000 *
OTHER UNIVERSITY UNITS				
President's Office				
Business and Industry Services				
Hennessy, M.	Illinois Employer Training Investment Program/Large Company Component	Illinois Department of Commerce and Economic Opportunity	Public Service	330,000
Hennessy, M.	Customized Training in Leadership, Lean Operations, Quality Improvement, Cultural Change, and Technical Skills	Various and Corporate Sponsors	Public Service	241,000
			Total	571,000
University Outreach				
eLearning				
Robinson, D.;	e-Learning Knowledge Center	State of Colorado Department of Labor and Employment	Public Service	215,102 *
Click, A.				
			Total	215,102 *
Illinois Council on Economic Education				
Dempsey, J.	Illinois Council Operation Grant	Illinois Council on Economic Education	Instructional Programs	17,300
			Total	17,300

Principal Investigator	Title	Agency Name	Purpose	FY 07 Awards
Motorcycle Safety				
Ritter, R.	Motorcycle Safety Project	Illinois Department of Transportation	Public Service	843,606
			Total	843,606
Northern Public Radio				
Emmons, T.	FY06 Community Service Grant	Corporation for Public Broadcasting	Public Service	33,653
Emmons, T.	FY07 BSG - WNIU	State of Illinois	Public Service	25,420
Emmons, T.	FY07 BSG - WNIJ	State of Illinois	Public Service	25,420
Emmons, T.	Fy07 ISL - NIRIS	Illinois State Library	Public Service	28,273
Emmons, T.	FY07 CDBG (Community Development Block Grant)	City of DeKalb	Public Service	2,000
Emmons, T.	CSG Community Service Grant	Corporation for Public Broadcasting	Public Service	245,838
Emmons, T.	FY06 Digital Conversion Grant - WNIU	Corporation for Public Broadcasting	Public Service	105,000
Emmons, T.	FY06 Digital Conversion Grant - WNIJ	Corporation for Public Broadcasting	Public Service	105,000
Emmons, T.	FY08 KUW - NIRIS	Kishwaukee United Way	Public Service	1,000
			Total	571,604
Regional Development Institute				
Baj, J.; Eskew, M.	FRED Public and Controlled Access Sites	Mitretek Systems, Inc.	Public Service	35,000
Baj, J.; Xu, D.	Contract MIS0000087	Illinois Department of Human Services	Public Service	50,000
Baj, J.; Robinson, D.; Eskew, M.	Impact Analysis of the Community College System in Illinois	Illinois Community College Board	Organized Research	20,000
Baj, J.	WIA Performance Reporting NIU CO 07-226	Illinois Department of Commerce and Economic Opportunity	Public Service	200,000

Principal Investigator	Title	Agency Name	Purpose	FY 07 Awards
Baj, J.	Letter of Service Agreement	Illinois State Board of Education	Other	5,000
Kleppner, P.; Gleeson, B.	The State of Working Illinois 2007-2008	Joyce Foundation	Organized Research	200,000 *
Peters, D.	ILCMA Secretariat	Illinois City/County Management Association	Public Service	69,736
Robinson, D.	Update to the Illinois Rural Health Plan	Illinois Department of Public Health	Organized Research	19,834
Robinson, D.; Click, A.	e-Learning Knowledge Center	State of Colorado Department of Labor and Employment	Public Service	215,102
Robinson, D.; Gleeson, B.	Evaluation Plan for State Scholars	Western Interstate Commission for Higher Education	Public Service	32,646
			Total	647,318 200,000 *
University Outreach				
Creticos, P.	Credentialing Foreign Educated Immigrants in the Great Lakes Area	Joyce Foundation	Organized Research	60,000
Kaplan, A.; Pritchard, M.	Illinois Homeland Security Education Center	Illinois Board of Higher Education	Public Service	100,956
Lewis, J.	WESTEC Technical Assistance	DuPage County Tech Park	Public Service	21,313
Lewis, J.	Northern Illinois University- Institute for Neutron Therapy	Department of Defense	Organized Research	1,620,035
Lewis, J.	Illinois Technology Enterprise Centers/WESTEC	Illinois Department of Commerce and Economic Opportunity	Public Service	70,000

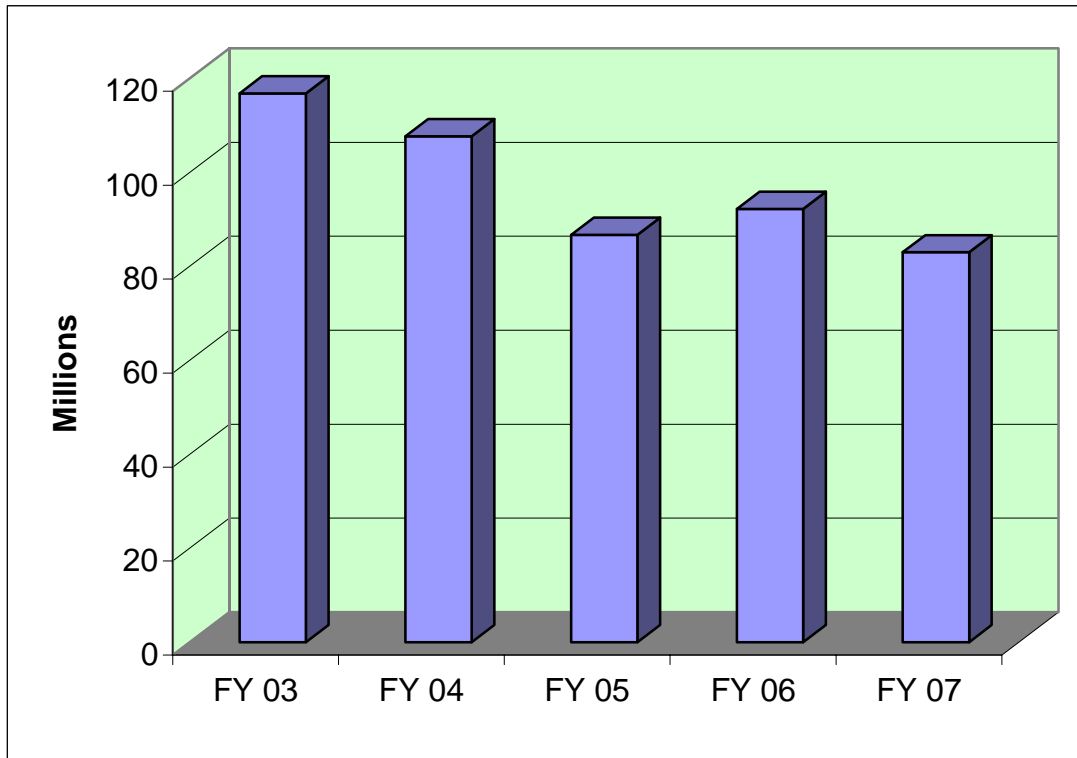
Principal Investigator	Title	Agency Name	Purpose	FY 07 Awards
Lewis, J.; Billman, P.	Illinois Comprehensive School Reform Evaluation	Illinois State Board of Education	Public Service	623,156
Lewis, J.	Regional Host Organization for Illinois Manufacturing Extension Center	Illinois Manufacturing Extension Center	Public Service	1,555,614
Lewis, J.; Ziemer, N.	Northern Illinois Entrepreneurship Center for Biomass Energy Conversion and Product Commercialization	Illinois Department of Agriculture	Public Service	20,000
Lewis, J.; Ziemer, N.	New Uses for Glycerin from Biodiesel: Glycerin to Energy	Illinois Department of Agriculture	Public Service	16,850
McConachie, M; Crawford, P.; Kaplan, A.	Northern Illinois University Regional Development Model for Community College Partnerships	Illinois Board of Higher Education	Public Service	200,000
Smith, H.; McConachie, M.	Interactive Illinois Report Card	Illinois State Board of Education	Public Service	551,483 *
			Total	4,287,924
				551,483 *
			COLLEGE TOTAL	6,938,752
				966,585 *
			FISCAL YEAR TOTAL	55,497,024
				6,746,598 *

Summary:

Grants and Contracts Submitted

Fiscal Year 2007

**SUBMISSIONS
FISCAL YEARS 03-07**



COLLEGE/UNIT	FY 03	FY 04	FY 05	FY 06	FY 07
Business	-	180,249	190,164	844,804	6,000
Education	20,836,610	8,332,558	11,322,459	6,300,800	9,239,161
Engineering & Engineering Technology	11,265,896	11,413,598	10,251,587	9,559,540	11,409,265
Health and Human Sciences	4,612,724	5,610,638	4,058,708	2,440,258	2,750,166
Law	537,500	60,000	60,500	60,500	64,160
Liberal Arts & Sciences	62,043,915	67,611,400	49,552,613	47,562,452	47,734,962
Visual & Performing Arts	2,689,917	299,330	178,496	81,468	57,264
Other Academic Units	7,112,396	5,817,294	3,365,094	10,511,181	5,062,812
Other University Units	<u>7,712,635</u>	<u>8,343,995</u>	<u>10,967,001</u>	<u>14,855,485</u>	<u>6,726,457</u>
TOTAL	116,811,593	107,669,062	89,946,622	92,216,488	83,050,247

**Comparison of FY 06 and FY 07 Submissions
By Academic and Other Administrative Units**

	2006 Submissions	2007 Submissions	
COLLEGE OF BUSINESS			
Dean's Office		20,000 *	
Accountancy	-	6,000	100%
Management	745,277	-	-100%
Operations Management & Information Systems	99,527	-	-100%
Total	844,804	6,000	-99%
		20,000 *	
COLLEGE OF EDUCATION			
Dean's Office	476,366	106,208	-78%
Center on Child Welfare and Education	3,234,464 *		-100%
Counseling, Adult and Health Education		465,341	100%
Leadership, Education Psychology and Foundations	1,450,133		-100%
		331,260 *	100%
Educational Technology, Research and Assessment	790,610	772,677	-2%
		1,951,046 *	100%
Kinesiology and Physical Education	1,000	19,176	1818%
Leadership, Educational Psychology and Foundations		3,355,016	100%
Literacy Education	114,826	1,500,000	1206%
		102,397 *	100%
Research Evaluation and Policy Studies		1,116,411	100%
		3,532,669 *	100%
Teaching and Learning	3,467,865	1,904,332	-45%
Total	6,300,800	9,239,161	47%
	3,234,464 *	5,917,372 *	83%
COLLEGE OF ENGINEERING AND ENGINEERING TECHNOLOGY			
Dean's Office	69,355	6,257,385	8922%
	402,725 *	850,706 *	111%
Electrical Engineering	2,116,030	1,258,600	-41%
Industrial Engineering	692,042	196,475	-72%
		500,000 *	100%
Mechanical Engineering	2,345,609	2,099,763	-10%
Technology	4,336,504	1,597,042	-63%
		849,861 *	100%
Total	9,559,540	11,409,265	19%
	402,725 *	2,200,567 *	446%
COLLEGE OF HEALTH AND HUMAN SCIENCES			
Dean's Office	695,510		-100%
		1,196,310 *	
Allied Health Professions, School of	1,236,971	299,763	-76%
Communicative Disorders	21,500	1,873,489	8614%
Family, Consumer, and Nutrition Sciences	165,564	8,000	-95%
		439,810 *	
Gerontology	183,491 *	10,000 *	-95%
Nursing, School of	320,713	568,914	77%
Total	2,440,258	2,750,166	13%
	183,491 *	1,646,120 *	

**Comparison of FY 06 and FY 07 Submissions
By Academic and Other Administrative Units**

	2006 Submissions	2007 Submissions	
COLLEGE OF LAW			
Law	60,500	64,160	6%
Total	60,500	64,160	6%
COLLEGE OF LIBERAL ARTS AND SCIENCES			
Dean's Office	878,524	1,379,311	57%
Anthropology	616,237	1,051,654	71%
	<i>200,000 *</i>		-100%
Biochemical and Biophysical Studies, Center for	<i>5,055,186 *</i>	<i>5,471,504 *</i>	8%
Biological Sciences	14,232,183	7,152,682	-50%
Chemistry and Biochemistry	7,324,708	5,799,881	-21%
		<i>973,802 *</i>	100%
Communication	171,535		-100%
Computer Science	251,591	3,587,392	1326%
	<i>392,695 *</i>		-100%
Division of Statistics	217,500	785,403	261%
Economics	296,523	70,000	-76%
English	90,000	40,000	-56%
Foreign Languages and Literature	127,183	60,000	-53%
		<i>507,923 *</i>	100%
Geography	5,280,997	2,501,641	-53%
Geology and Environmental Geosciences	4,440,843	3,324,821	-25%
		<i>92,280 *</i>	100%
History	668,030	183,400	-73%
	<i>85,000 *</i>	<i>957,848 *</i>	1027%
Laboratory for Cartography and Spatial Analysis	<i>25,462 *</i>		-100%
Latino and Latin American Studies, Center for		225,434	100%
	<i>244,875 *</i>	<i>216,527 *</i>	-12%
Mathematical Sciences	475,950	1,321,129	178%
Physics	6,988,854	13,018,471	86%
		<i>847,756 *</i>	100%
Plant Molecular Biology Center	<i>3,072,612 *</i>	<i>2,007,980 *</i>	-35%
Political Science	328,780	176,434	-46%
	<i>55,189 *</i>		-100%
Psychology	3,522,325	4,095,552	16%
		<i>523,500 *</i>	
Public Opinion Laboratory	322,846	578,883	79%
Sociology	735,148	737,474	0%
Southeast Asian Studies, Center for	592,695	223,286	-62%
	<i>457,263 *</i>	<i>1,136,314 *</i>	149%
Study of Family Violence and Sexual Assault, Center for		1,422,114	100%
	<i>2,059,977 *</i>	<i>519,752 *</i>	-75%
Total	47,562,452	47,734,962	0%
	<i>11,403,384 *</i>	<i>13,255,186 *</i>	16%
COLLEGE OF VISUAL AND PERFORMING ARTS			
Dean's Office	12,500	1,244	-90%
Art, School of	39,768	16,500	-59%
Art Museum	29,200	32,120	10%
		<i>1,244 *</i>	
Music		7,400	100%
Total	81,468	57,264	-30%
		<i>1,244 *</i>	100%

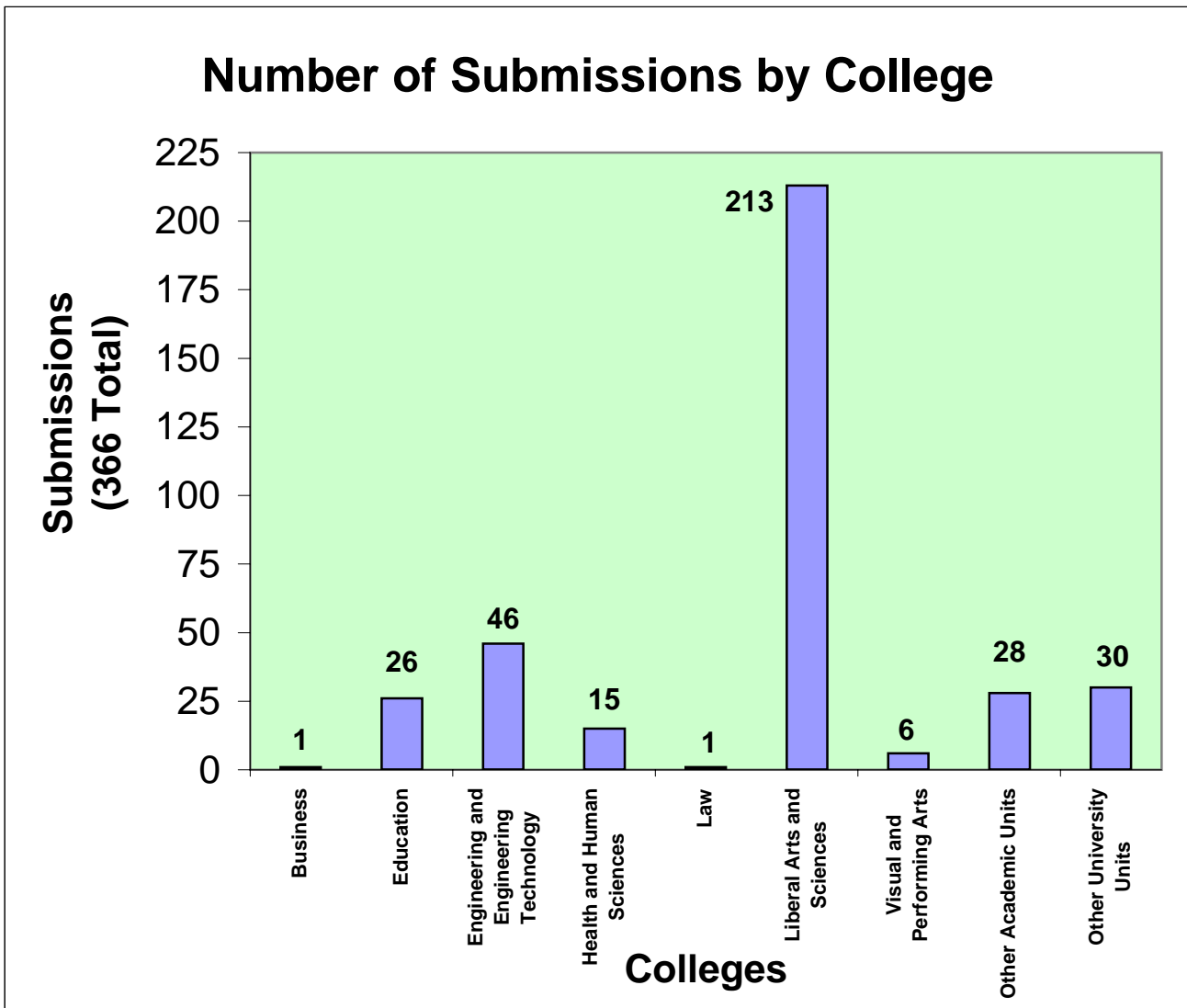
**Comparison of FY 06 and FY 07 Submissions
By Academic and Other Administrative Units**

	2006 Submissions	2007 Submissions	
OTHER ACADEMIC UNITS			
International and Special Programs	249,894		-100%
Vice President for Research	189,639	419,024	121%
Institute for NanoScience, Engineering of Technology	47,494		-100%
	3,519,207 *	4,519,383 *	28%
Provost's Office			
Cooperative Education	2,316,791		-100%
Educational Services and Programs	4,323,875		-100%
Faculty Development and Instructional Design Center	78,094		-100%
International Training and Development	250,000	449,925	80%
		568,391 *	
Student Services			
Campus Child Care	540,056	22,916	-96%
Career Services		207,556	100%
Latino Resource Center	1,163,788		-100%
Registration and Records		290,941	100%
Upward Bound Program		3,051,270	100%
University Health Services	7,500		-100%
University Libraries	1,344,050	614,455	-54%
University Resources for Women		6,725	100%
Total Other Academic Units	10,511,181	5,062,812	-52%
	3,519,207 *	5,087,774 *	45%
OTHER UNIVERSITY UNITS			
President's Office			
Business and Industry Services	1,992,807	330,000	-83%
University Outreach			
Continuing Education, Division of eLearning	175,147		-100%
University Outreach	446,387	3,944,828	784%
		1,605,089 *	
Research Development Institute (formerly CGS)	779,498	1,254,804	61%
		351,311 *	
Illinois Council on Economic Education Outreach Services	11,851	17,300	-100%
		32,646 *	
Motorcycle Safety	666,487	843,606	27%
Finance and Facilities	10,324,750		-100%
Northern Public Radio	458,558	335,919	-27%
Total Other University Units	14,855,485	6,726,457	-55%
		2,204,148 *	
GRAND TOTAL			
	92,216,488	83,050,247	-10%
	18,743,271 *	30,332,411 *	62%

Comparison of FY 06 and FY 07 Submissions By Academic and Other Administrative Units

Number of Submissions by College

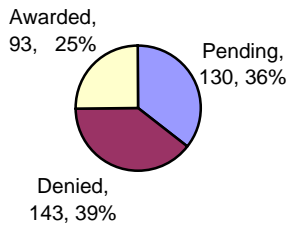
Business	1
Education	26
Engineering and Engineering Technology	46
Health and Human Sciences	15
Law	1
Liberal Arts and Sciences	213
Visual and Performing Arts	6
Other Academic Units	28
Other University Units	30
Total	366



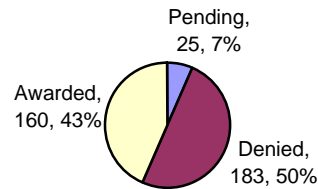
There are 86 associations between multiple units.

Submitted Comparisons over the last 5 years

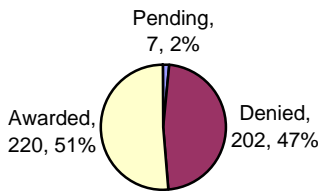
Status of 2007 Submitted Proposals
366



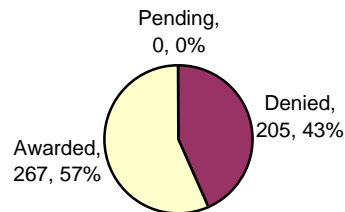
Status of 2006 Submitted Proposals
368



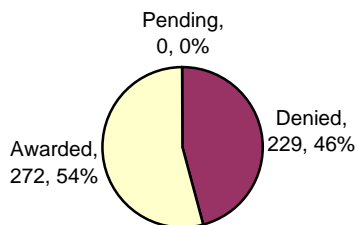
Status of 2005 Submitted Proposals
429



Status of 2004 Submitted Proposals
472



Status of 2003 Submitted Proposals
501



Average Proposal Submissions/Year

427.2 Total Submissions
192.4 Denied
202.4 Awarded