

OFFICE OF SPONSORED PROJECTS

NORTHERN ILLINOIS UNIVERSITY

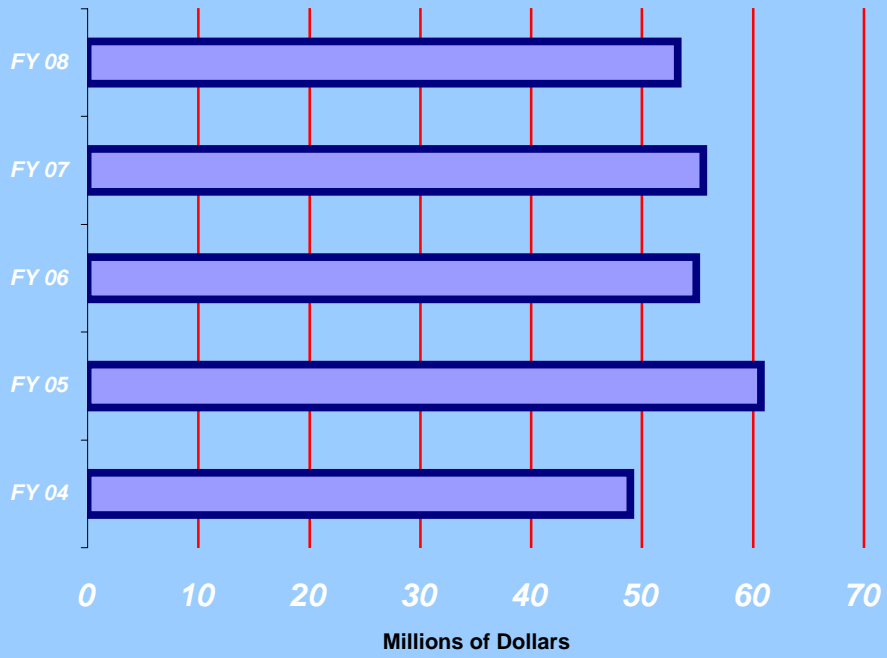
DEKALB, ILLINOIS 60115

Annual Report

SPONSORED PROJECT ACTIVITY

Fiscal Year 2008

**NORTHERN ILLINOIS UNIVERSITY
Office of Sponsored Projects
Awarded Projects**



PREFACE

The Office of Sponsored Projects (OSP) assists university faculty and staff in their efforts to secure funding for their research, creative artistry, instructional and public service projects. We submit herewith the OSP Annual Report for Fiscal Year (FY) 2008, which presents detailed statistical information concerning the external award activities of individual faculty, departments, colleges, and other administrative units during the year.

External funding for NIU decreased slightly from FY 07 to FY 08. Traditional awards (grants and contracts awarded for faculty and staff projects processed through OSP) in FY 08 totaled slightly more than \$34 million, generated by 251 awards, compared with \$37.5 million generated also by 251 awards in FY 07.

As in previous years, this report also includes nontraditional awards, (i.e., grants to the College of Business Executive MBA Program, contracts for course implementation, and Pell Grants from the US Department of Education), which totaled \$19.2 million in FY 08. The total of all awards, traditional and nontraditional, for FY 08 is \$53.2 million.

We deeply appreciate the efforts for the NIU faculty and staff who submitted grant and contract applications during the previous fiscal year, and we extend our warmest congratulations to those who obtained external funding for FY 08.

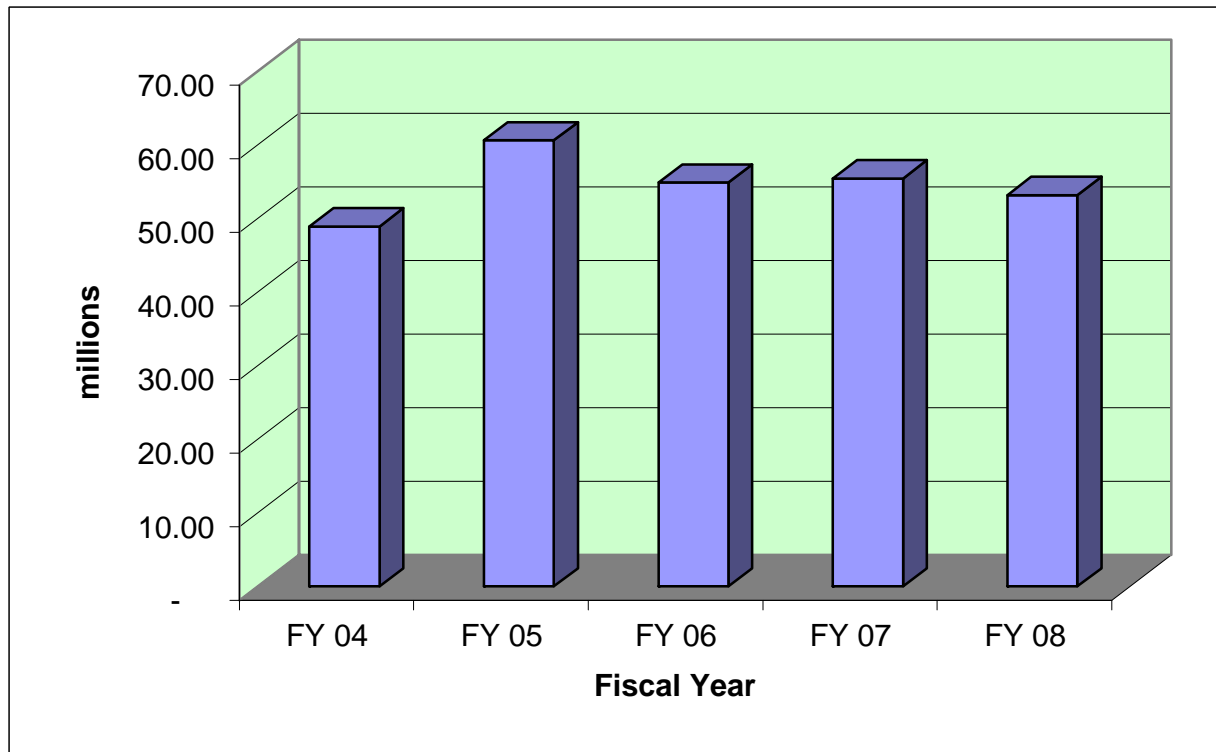
For additional assistance with historical comparisons or questions regarding this report, please contact Dara Little, OSP Assistant Director at 815-753-9285.

TABLE OF CONTENTS

<i>Frontispiece</i>	<i>i</i>
<i>Preface</i>	<i>ii</i>
<i>Table of Contents</i>	<i>iii</i>
<i>Awards, Fiscal Years 04-08</i>	<i>1</i>
<i>Awards by Academic and Other Administrative Units</i>	<i>2</i>
<i>Department/Non-Academic/Interdisciplinary Units</i>	<i>5</i>
<i>Awards by Source</i>	<i>6</i>
<i>Awards by Purpose</i>	<i>17</i>
<i>Research Awards</i>	<i>21</i>
<i>Science Research Awards</i>	<i>26</i>
<i>Competitive Research Awards</i>	<i>27</i>
<i>Competitive Science Research Awards</i>	<i>28</i>
<i>Federal Research Awards</i>	<i>29</i>
<i>Competitive Federal Research Awards</i>	<i>30</i>
<i>Grants and Contracts Awarded, Fiscal Year 2008</i>	<i>31</i>
<i>Summary: Grants and Contracts Submitted, Fiscal Year 2008</i>	<i>68</i>

**Note – Single asterisk used throughout this report denotes funds that have also been counted under another university unit.*

**AWARDS
FISCAL YEARS 04-08**



COLLEGE/UNIT	FY 04	FY 05	FY06	FY07	FY08
Business	1,016,700	891,100	946,000	1,037,000	1,012,500
Education	6,939,433	6,023,713	6,478,681	6,529,468	6,986,710
Engineering & Engineering Technology	562,549	6,458,256	2,256,764	6,346,155	3,135,157
Health and Human Sciences	1,124,583	3,690,420	3,368,232	1,229,051	850,620
Law	60,500	60,000	60,500	64,660	32,000
Liberal Arts & Sciences	11,634,633	19,885,503	14,891,142	16,360,060	15,078,163
Visual & Performing Arts	32,671	18,820	91,673	23,140	30,554
Other Academic Units	15,629,377	16,091,550	14,708,901	16,968,738	18,698,508
Other University Units	11,964,996	7,576,093	12,160,412	6,938,752	7,403,955
TOTAL	48,965,442	60,695,455	54,962,305	55,497,024	53,228,167

**Comparison of FY 07 and FY 08
Amounts Awarded
By Academic and Other Administrative Units**

	2007 Awards		2008 Awards	% Change
COLLEGE OF BUSINESS				
Accountancy	\$ -		\$ 5,000	100%
Dean's Office	\$ 1,037,000		\$ 1,007,500	-3%
Total	\$ 1,037,000		\$ 1,012,500	-2%
COLLEGE OF EDUCATION				
Dean's Office	\$ 2,180,672		\$ 2,327,403	7%
Center on Child Welfare and Education	\$ 2,613,251 *		\$ 3,425,807 *	31%
Counseling, Adult and Higher Education	\$ -		\$ 3,425,807	100%
Educational Technology, Research and Assessment	\$ 41,490		\$ 45,949	11%
Kinesiology and Physical Education	\$ -		\$ 15,600	100%
Leadership and Educational Policy Studies	\$ 20,000		\$ 80,000	300%
	\$ 150,000 *		\$ *	-100%
Learning Center	\$ 46,500			-100%
Literacy Education	\$ 299,350		\$ 600,000	100%
Teaching and Learning	\$ 3,941,456		\$ 491,951	-88%
Total	\$ 6,529,468		\$ 6,986,710	7%
	\$ 2,763,251 *		\$ 3,425,807 *	24%
COLLEGE OF ENGINEERING AND ENGINEERING TECHNOLOGY				
Dean's Office	\$ 5,967,440		\$ 2,549,301	-57%
	\$ 100,000 *		\$ *	-100%
Electrical Engineering	\$ 49,993		\$ 50,080	0%
Industrial Engineering			\$ 62,250	100%
Mechanical Engineering	\$ 305,722		\$ 428,645	40%
Technology	\$ 23,000		\$ 44,881	95%
			\$ 587,607 *	100%
Total	\$ 6,346,155		\$ 3,135,157	-51%
	\$ 100,000 *		\$ 587,607 *	488%
COLLEGE OF HEALTH AND HUMAN SCIENCES				
Dean's Office			\$ 60,660	100%
	\$ 100,956 *		\$ *	-100%
Allied Health Professions	\$ 88,504		\$ 203,132	130%
Communicative Disorders	\$ 521,272			-100%
Family, Consumer and Nutrition Sciences	\$ 6,500			-100%
Gerontology	\$ 20,000 *		\$ *	-100%
Nursing and Health Studies	\$ 612,775		\$ 586,828	-4%
Total	\$ 1,229,051		\$ 850,620	-31%
	\$ 120,956 *		\$ - *	-100%
COLLEGE OF LAW				
Law	\$ 64,660		\$ 32,000	-51%
Total	\$ 64,660		\$ 32,000	-51%
COLLEGE OF LIBERAL ARTS AND SCIENCES				
Dean's Office	\$ 1,496,314		\$ 1,028,190	-31%
	\$ 1,000,000 *		\$ 1,000,000 *	0%
Anthropology	\$ 767,751		\$ 598,127	-22%
Biological Sciences	\$ 1,140,295		\$ 1,085,524	-5%
Center for Biochemical and Biophysical Studies	\$ 191,608 *		\$ *	-100%
Center for Southeast Asian Studies	\$ 891,572		\$ 207,500	-77%
	\$ 589,963 *		\$ 576,370 *	-2%
Center for the Study of Family Violence and Sexual Assault	\$ 287,043		\$ 590,261	106%
	\$ 10,080 *		\$ *	-100%

**Comparison of FY 07 and FY 08
Amounts Awarded
By Academic and Other Administrative Units**

	2007 Awards	2008 Awards	% Change
Chemistry and Biochemistry	\$ 622,966	\$ 511,140	-18%
Computer Science	\$ 504,054	\$ 376,328	-25%
Division of Statistics	\$ 65,401		-100%
English		\$ 1,800	100%
Foreign Languages and Literatures	\$ 124,963		-100%
Geography	\$ 456,319	\$ 509,941	12%
	\$ 124,963 *	*	-100%
Geology and Environmental Geosciences	\$ 2,083,755	\$ 1,981,974	-5%
History	\$ 120,400	\$ 1,961,638	1529%
Mathematical Sciences	\$ 75,850	\$ 360,158	375%
National Social Norms Center (formally SSRI)	\$ 93,600	\$ 9,360	-90%
Physics	\$ 2,226,779	\$ 3,854,122	73%
Plant Molecular Biology Center	\$ 22,149 *	*	-100%
Political Science	\$ -	\$ 34,660	100%
Psychology	\$ 5,071,260	\$ 1,520,779	-70%
	\$ 227,043 *	\$ 530,261 *	134%
Public Opinion Laboratory	\$ 331,738	\$ 408,112	23%
Sociology		\$ 26,549	100%
Statistics		\$ 12,000	100%
Total	\$ 16,360,060	\$ 15,078,163	-8%
	\$ 2,165,806 *	\$ 2,106,631 *	-3%

**COLLEGE OF VISUAL AND PERFORMING
ARTS**

Art	\$ 2,500	\$ 5,000	100%
Art Museum	\$ 20,640	\$ 17,650	-14%
		\$ 1,500 *	100%
External Programming		\$ 1,500	100%
Music		\$ 6,404	100%
Total	\$ 23,140	\$ 30,554	32%
		\$ 1,500 *	100%

OTHER ACADEMIC UNITS

Provost's Office

Center for Black Studies	\$ 10,000		-100%
Cooperative Education	\$ -		
Faculty Development and Instructional Design Center	\$ -		
International Training Office	\$ 400,000 *	\$ 568,370 *	42%
Subtotal	\$ 10,000	\$ -	-100%
	\$ 400,000 *	\$ 568,370 *	42%

Student Services

Associate Provost's Office	\$ 89,200		-100%
Campus Child Care	\$ 146,055	\$ 144,350	-1%
Career Services	\$ 297,360	\$ 19,876	-93%
Educational Services and Programs	\$ 799,928		-100%
Precollegiate Programs		\$ 566,653	
Registration and Records		\$ 178,600	
Student Financial Aid	\$ 14,777,700	\$ 17,007,807	15%
Student Support Services		\$ 332,872	
Subtotal	\$ 16,110,243	\$ 18,250,158	13%

**Comparison of FY 07 and FY 08
Amounts Awarded
By Academic and Other Administrative Units**

	2007 Awards	2008 Awards	% Change
University Libraries			
University Libraries	\$ 378,238	\$ 195,000	-48%
Subtotal	<u>\$ 378,238</u>	<u>\$ 195,000</u>	-48%
Vice President for Research			
Center for Burma Studies	\$ 30,000 *	\$ *	-100%
Institute for NanoScience, Engineering of Technology	\$ -	\$ -	
	\$ 200,000 *	\$ 100,000 *	-50%
Vice President for Research	<u>\$ 470,257</u>	<u>\$ 253,350</u>	-46%
Subtotal	<u>\$ 470,257</u>	<u>\$ 253,350</u>	-46%
	\$ 200,000 *	\$ 100,000 *	-50%
Total Other Academic Units	\$ 16,968,738	\$ 18,698,508	10%
	\$ 630,000 *	\$ 668,370 *	6%
OTHER UNIVERSITY UNITS			
President's Office			
Business and Industry Services	<u>\$ 571,000</u>	<u>\$ -</u>	-100%
Subtotal	<u>\$ 571,000</u>	<u>\$ -</u>	-100%
University Outreach			
Center for Governmental Studies		\$ 32,646	
eLearning	\$ 215,102		
Regional Development Institute	\$ 647,318	\$ 406,017	-37%
	\$ 200,000 *	\$ *	-100%
Illinois Council on Economic Education	\$ 17,300	\$ 19,300	12%
Lorado Taft		\$ 200	
Motorcycle Safety	\$ 843,606	\$ 977,042	16%
University Outreach	\$ 4,287,924	\$ 5,395,470	26%
	<u>\$ 551,483 *</u>	<u>\$ 1,919,038 *</u>	248%
Subtotal	<u>\$ 5,796,148</u>	<u>\$ 6,830,675</u>	18%
	\$ 966,585 *	\$ 1,919,038 *	99%
Finance and Facilities			
Campus Police	\$ -	\$ 4,332	100%
Materials Management		\$ 253,350	100%
Subtotal			
Northern Public Radio			
Subtotal	<u>\$ 571,604</u>	<u>\$ 315,598</u>	-45%
	<u>\$ 571,604</u>	<u>\$ 573,280</u>	0%
Total Other University Units	\$ 6,938,752	\$ 7,403,955	7%
	\$ 966,585 *	\$ 1,919,038 *	99%
GRAND TOTAL			
	\$ 55,497,024	\$ 53,228,167	-4%
	\$ 6,746,598 *	\$ 8,708,953 *	29%

**FY 08 AMOUNTS AWARDED
ACADEMIC DEPARTMENT RANKINGS**

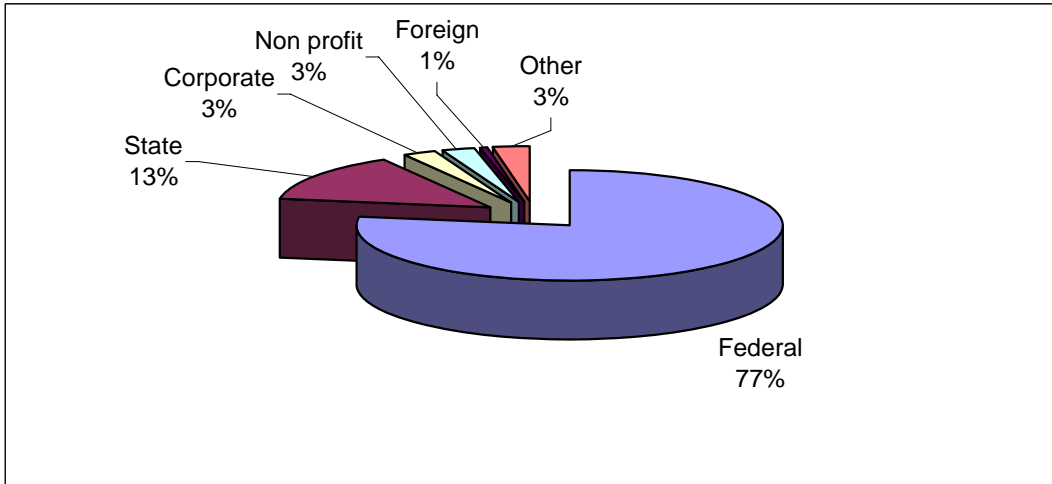
<i>Rankings</i>	<i>Department/Unit</i>	<i>Dollars</i>	<i>College/Unit</i>
1.	Physics	3,854,122	Liberal Arts and Sciences
2.	Counseling, Adult and Higher Education++	3,425,807	Education
3.	Geology and Environmental Geosciences	1,981,974	Liberal Arts and Sciences
4.	History	1,961,638	Liberal Arts and Sciences
5.	Psychology	1,520,779	Liberal Arts and Sciences
6.	Biological Sciences	1,085,524	Liberal Arts and Sciences

**FY 08 AMOUNTS AWARDED
NON-ACADEMIC AND INTERDISCIPLINARY UNITS**

<i>Rankings</i>	<i>Department/Unit</i>	<i>Dollars</i>	<i>College/Unit</i>
1.	University Outreach	5,395,470	Other University Units
2.	Motorcycle Safety	977,042	Other University Units
3.	Center for the Study of Family Violence and Sexual Assault	590,261	Liberal Arts and Sciences
4.	Precollegiate Programs	566,653	Other Academic Units
5.	Regional Development Institute	406,017	Other University Units
6.	Student Support Services	332,872	Other Academic Units

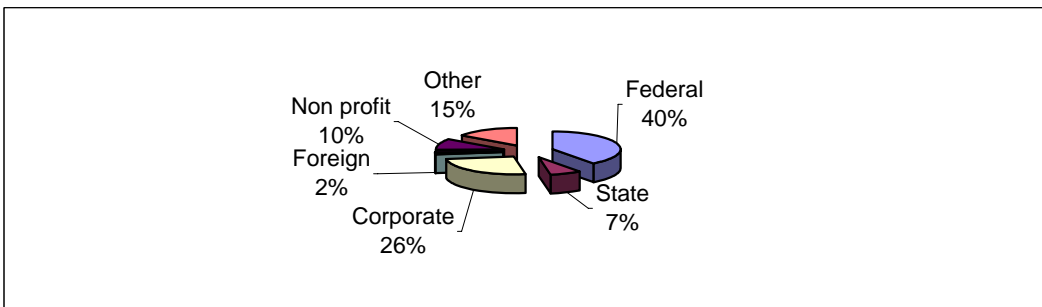
The funds associated with CAHE support The Center on Child Welfare and Education++

AMOUNTS AND NUMBER OF AWARDS BY SOURCE



SOURCE OF FUNDING	FY 04	FY 05	FY 06	FY 07	FY 08
Federal Awards	26,682,349	39,969,110	30,703,809	42,156,397	41,252,797
State Awards	9,931,735	8,981,046	13,284,516	8,046,225	7,479,428
Corporate Awards	4,353,057	4,592,887	5,672,432	1,764,921	1,426,402
Non profit					1,340,628
Other Awards	7,998,301	7,149,912	5,301,548	3,529,481	1,420,710
Foreign					308,202
Total Amount of Funding	48,965,442	60,692,955	54,962,305	55,497,024	53,228,167

SOURCE OF FUNDING	FY 08
Federal Proposals	138
State Proposals	26
Corporate Proposals	89
Non Profit	36
Other Proposals	52
Foreign	6
Total Number of Awards	347



AMOUNTS AWARDED BY FEDERAL AGENCY

AGENCY	FY 04	FY 05	FY 06	FY 07	FY 08
American Educational Research Association**				20,000	
American Society for Engineering Education**					20,520
Argonne National Laboratory	167,109	359,222	470,520	857,682	1,356,035
Boston College**				41,490	45,949
Centers for Disease Control and Prevention/DHHS					298,854
Chicago Metropolitan Agency for Planning**					7,439
City of DeKalb**				2,000	4,000
Coffey Communications, LLC**					110,000
Communities in Schools of Aurora, Inc.**				85,101	59,338
Council for International Exchange of Scholars**				17,750	34,660
Council on Legal Education Opportunity**				64,160	32,000
Department of Agriculture			22,550	23,000	24,948
Department of Defense	369,491	5,225,944	2,030,564	7,442,035	
Department of Education +	19,437,356	21,433,944	17,746,121	21,920,834	20,582,895
Department of Energy	250,000	450,445	255,393	585,044	1,589,375
Department of Health and Human Services	1,965,305	7,425,669	5,295,965	***	***
Department of Housing and Urban Development	40,000				
Department of Interior			40,912		112,273
Department of Justice	300,000				
Department of State	715,150	301,194	367,560	400,000	620,970
Department of the Army/DOD					3,014,247
Department of Transportation		745,575	744,000		
Dirksen Congressional Center	5,000				
East Tennessee State University**				31,947	
Environmental Protection Agency	24,726		32,701		19,933
Federal Aviation Administration	42,000				
Federal Resource Network, Inc.			25,000		
Fermi National Accelerator Laboratory	152,475	105,634	181,412	168,997	139,830
George Mason University**				11,968	12,522
Hampshire College**					14,300
Health Resources and Services Administration/ DHHS				39,410	66,366
Illinois Community College Board**					55,000
Illinois Department of Commerce and Economic Opportunity*				200,000	
Illinois Department of Natural Resources**					14,605
Illinois Department of Public Health**				759,559	978,190
Illinois Department of Transportation**				159,000	97,576
Illinois Manufacturing Extension Center**				1,555,614	1,445,223
Illinois State Board of Education**				1,174,639	2,538,278
Illinois State Library**				21,250	
Institute of Museum and Public Library Services	219,325		-		
Kansas State University**					231,407
Medical College of Georgia**				59,608	
National Aeronautics and Space Administration	37,425	15,000	109,845	507,713	108,825
National Endowment for the Humanities	79,622	150,000	64,000	155,488	
National Institute of Allergy and Infectious Diseases/NIH/DHHS				207,785	

National Institute of Child Health and Human Development/NIH/DHHS				70,398	
National Institute of Neurological Disorders and Stroke/NIH/DHHS				778,413	833,588
National Oceanic and Atmospheric Administration		2,350,000	2,254,715		
National Science Foundation	2,697,865	1,361,233	1,062,551	1,806,787	3,991,505
National Security Agency	13,000				
Office of Naval Research				200,000	671,487
Packer Engineering, Inc.**					107,562
Pennsylvania College of Optometry**				30,040	30,366
Rockford Engineering Associates**				19,855	
Sandia National Laboratory	30,000	20,000	-		
School Association for Special Education in DuPage County**				270,208	538,180
School District #129, Aurora West*				17,603	
School District #131, Aurora**				19,830	20,560
School District #205, Rockford**				5,006	
Science Applications International Corporation**				100,000	
State of Illinois**					4,332
State of Colorado Department of Labor and Employment**				215,102	
U.S. Agency for International Development	100,000				
U.S. Geological Survey	27,000	25,250	-	11,300	
U.S. Fish & Wildlife Service	9,500	-	-	-	
University of California, Davis**					34,874
University of Chicago**				110,716	87,284
University of Illinois at Chicago**				148,369	96,884
University of Illinois at Urbana-Champaign**				106,978	9,972
University of Maryland**					8,259
University of Nebraska, Lincoln**				1,418,930	1,035,224
University of Notre Dame**					2,800
University of Oregon**				162,000	139,362
University of Wisconsin at Stevens Point**				25,745	
Virginia Polytechnic Institute and State University**	-	-	-	127,043	
West African Research Association**	-	-	-	-	5,000
TOTAL	26,682,349	39,969,110	30,703,809	42,156,397	41,252,797

***DHHS funds are now distributed by specific NIH Institute or other sub agency

+ Includes Pell Grants

** Funded through intermediate sponsor

AMOUNTS AWARDED BY STATE AGENCY

AGENCY	FY04	FY05	FY 06	FY 07	FY 08
Arts Council	25,840	25,340	17,255	18,620	15,030
Board of Higher Education	1,223,666	696,624	681,276	1,148,568	1,017,637
Chicago State University				10,000	
Comptroller's Office	118,350	120,051	51,494		
Consortium of Academic and Research Libraries in Illinois**				7,000	
County of DuPage**				23,244	
Department of Agriculture				36,850	
Department of Children and Family Services	2,529,565	3,811,305	3,896,175	4,620,200	4,288,434
Department of Commerce and Economic Opportunity	2,829,750	1,160,689	3,368,807	400,000	253,350
Department of Employment Security	246,444	170,534	175,600		
Illinois Department of Financial and Professional Regulation**					18,392
Department of Human Services	783,968	333,000	333,000	50,000	
Department of Public Health	688,813	684,643	820,078		
Department of Transportation	736,057	795,084	2,825,487	843,606	879,466
Eastern Illinois University	5,000	7,006			
Illinois Community College Board	10,000	50,000	55,000	20,000	
Illinois Council on Development Disabilities				337,590	
Illinois Council on Economic Education	19,765	22,700			
Illinois Department of Financial and Professional Regulation			18,392	36,784	
Illinois Department of Natural Resources		57,384		11,948	
Illinois Math & Science Academy	4,770	4,770			
Illinois State Police			2,497		
Illinois Violence Prevention Authority	35,000				
Office of Banks and Real Estate	28,820				
Secretary of State			103,440	50,840	
State Board of Education	218,392	593,674	825,350	111,208	461,293
State of Illinois					85,603
State Library	41,273	38,773	49,523	28,273	28,273
Southern Illinois University	98,050	105,000	10,000	191,500	253,350
University of Illinois	288,212	304,469	51,142		
University of Illinois at Urbana-Champaign	-	-	-	99,994	178,600
TOTAL	9,931,735	8,981,046	13,284,516	8,046,225	7,479,428

** Funded through intermediate sponsor

FY 08 AMOUNTS AWARDED BY CORPORATIONS

	FY 04	FY 05	FY 06	FY 07	FY 08
Abbott Laboratories Fund				35,000	28,000
Accenture					15,500
Acme Alliance, LLC				18,755	11,055
ACNielsen				15,500	15,500
Advance Transformer Company	10,538				
AG Communication Systems		34,243			
Akzo Nobel Surface Chemistry				15,500	15,500
Alberto Culver					16,000
Alion Science and Technology	35,250				
Allstate Insurance Corp.			30,628		88,013
AMTEC Precision Products				410	
Anderson Packaging, Inc.				15,000	
Anheuser Busch, Inc.	94,010	67,000			
Applied Material Systems Engineering, Inc.					21,000
Architect Works					16,000
Arisetek, LLC			10,789		
Armer College of Surgeons					16,000
AST Corporation					16,000
Automation Direct, Inc.		2,385			
Automation Solutions of America					1,001
Awana Clubs International				15,000	
Bacon's Information				15,500	15,500
Baxter and Woodman, Inc.			14,625		30,000
Baxter and Woodman Consulting Engineers				27,787	
BEA Systems				46,000	31,000
Belcan Engineering Group, Inc.				15,500	
Biomerix			6,000		5,803
Biosis		125,950			
BP Chemicals				14,875	8,950
BP Products North America Inc.				15,500	31,819
Calesco Norells NA					16,000
Cambridge Studios, Inc.			10,272		
Caremark Inc.				30,000	
Caterpillar, Inc.				30,500	15,500
CDQ Corporation				15,000	
Centegra Health Systems				15,500	15,500
CGG Inc.					16,000
ChemNova Technologies, Inc.	145,282	77,818	58,452	119,067	50,232
Chicago Board Options				15,000	
Chicago Bridge & Iron					15,500
Chicagoland Safety & Health Conference				3,180	
Chicago Tribune					31,500
Christopher B. Burke Engineering West, LTD	10,872				
CHRT, LLC				5,833	
CHS Therapy Services				15,500	15,500
Coffey Communications, LLC			121,000		
Concert Group Logistics, LLC				15,500	15,500
Condon Consulting Engineers	13,191				

Construction Safety Conference			790	
Continental Automotive Systems			15,500	15,500
Cook County Farm Bureau				17,150
Covansys, Inc.			15,500	
Coventry Health Care				16,000
DaimlerChrysler Truck Financial			15,500	
Day International, Inc.			15,000	
DeKalb County Economic Development Corporation				7,636
Diagnostic Corporation			15,000	
Disney (Walt) Company				15,600
Driv-Lok, Inc.	49,700			
D.S. Arreis, Inc.			15,000	
Echelon	39,990			
Ely Consulting				1,000
Enternet LLC			15,000	
ESRI, Inc.	18,975			
Exact Software of North America			15,500	15,500
Exelon-Byron Generating Station				16,000
Exelon-Dresden Station			10,705	
FAA			12,078	
F.H. Prince & Co. Inc.				16,000
Firestream Worldwide				7,029
First Midwest Bank			15,000	
FXMarketSpace			15,000	
GE Commercial Distribution Finance			15,000	
GE Water & Process Technologies			15,500	15,500
General Mills Inc.				16,000
Geo-Centers, Inc.	50,000			
Glendale Heights Wireless Implementation				3,600
GLS Corporation			7,700	
GrahamSpencer: Advertising/Design				22,586
Greif Inc.				16,000
Griffin Pipe Products, Inc.			6,710	
Hamilton Sundstrand Corporation	50,000	45,000	35,500	45,500
Harleysville Insurance Company			15,000	
Harris Bank			15,000	
Heritage Electric, Inc.				16,000
HEXION Specialty Chemicals				8,467
Hoffman Tool and Die		5,000		
HSBC-Hong Kong Shanghai Banking Corp.				16,000
HydraForce, Inc.				10,000
Hyundai Motor America			15,500	15,500
IBM Corporation			15,000	
Ideal Industries, Inc.				2,156
Illinois Manufacturing Extension Center		1,312,593		
IMI Cornelius Inc.			15,000	
Information Providers Inc.			15,500	15,500
InnerWorkings				16,000
International Truck and Engine Corp.			15,500	31,500
Ivy Inns Inc.				16,000
J and M Plating Company	6,144			
J. Keith Gibson		29,930	12,697	

JC Whitney				15,500
Johnson Controls, Inc.				16,000
JSC Global Solutions, Inc.			15,500	15,500
Kennametal - Industrial Products Group		6,380		
Kinik Company		89,423	124,931	56,081
Laborers A G C			12,705	
LaSalle County Nursing Home			11,142	
LFR Levine-Fricke			15,000	
Lin Engineering, Inc.		54,000		
Lucent Technologies				15,500
Lucent Technologies Foundation			45,500	
Machine Tool Builders, Inc.		7,915	15,000	
Masonite Corp.				16,000
Measurement Specialties		2,808		
Memes Associates/John Deere				
Merck Pharmaceuticals				16,000
Mitretek Systems, Inc.			35,000	
Mitsubishi Electric Automation, Inc.			16,875	
Mitutoyo, Inc.	6,000	44,334		
Monarch Landing			15,500	15,500
Motorola Corporation			30,500	31,500
Nalco Chemical			15,000	
NES Rentals, Inc.			15,500	
Nestle Brands Company				9,750
NiCOR Gas		146,980		
NTN-USA			8,578	
Novaspect, Inc.				16,000
Ocean Atlantic	7,440			
OcuMetrics, Inc.			114,000	
OSG Tap & Die, Inc.				32,000
Pasquinelli Development Group, Inc.	34,541	76,158	39,114	
Paychex			15,500	15,500
Pepsico, Inc.			15,500	15,500
Pfizer, Inc.	92,368	3,000		
Photon Systems, Inc.		147,194		
Power/mation, Inc.	30,800			
PricewaterhouseCoopers				5,000
Psytec Corporation	90,770	90,735		
Record Information Services			16,562	
Rexnord Industries			16,870	
Robertson Worldwide			9,810	
RTS Packaging LLC			15,000	
Seismic Micro-Technology, Inc.			121,440	
Siemens EA Inc.			15,000	
Silberline Manufacturing Co., Inc.			2,300	1,500
Socrates Media			15,000	
Strategic Management Alliance, LLC				6,554
St. Joseph's Medical Center			15,500	
Synplicity, Inc.			3,910	
Tagnetics, Inc.			4,500	9,000
Target				1,500
Technosoft, Inc.			15,000	
Teledyne Isco, Inc.			19,874	

Tellabs					16,000
Texas Instruments and Analog Devices	22,000				
Texas Instruments, Inc.		11,495			
Thariyiltech Consulting Services				15,500	
United Health Group				15,000	
United States Surgical/Tyco				15,500	
US Cellular Corp.					16,000
USDA Milk Market Administrator				6,789	
Vactor Manufacturing Inc.					16,000
Videojet Technologies Inc.				15,000	
Vista Health Systems					60,660
Vits America				15,500	15,500
Walgreen Co.				15,000	16,000
Water Resources				15,000	
Willett, Hofmann & Associates					3,760
Win Technologies				15,500	15,500
Winnebago Reclamation Service, Inc.			500		
Xilinx, Inc.	13,568		1,030	1,009	
Young Audiences, Inc.			10,000		
Various Corporate Sponsors				241,000	
Archaeological Projects - Various Corporate Sponsors					
	17,821				
Business and Industry Services - Training Courses and Workshops - Various Corporate Sponsors	2,765,365	2,668,038	2,582,235		
Contracts under \$5,000 CEET	9,900				
Contracts under \$5,000 - POL	16,366				
Executive MBA - Contract Courses	918,000	891,000	946,000		
TOTAL	4,353,057	4,592,887	5,672,432	1,764,921	1,426,402

FY 08 AMOUNTS AWARDED BY NON-PROFIT SPONSOR

American Sociological Association	6,975
Aurora Public Library	12,122
BACCHUS and GAMMA Peer Education Network, Inc.	9,360
Bowne (Robert) Foundation, Inc.	10,000
Center for Policy Research	67,858
Chiang Ching-kuo Foundation for International Scholarly Exchange	15,000
Cicero School District 99 Language Minority Services	28,500
Cicero School District 99 Reading/Language Arts	9,000
Colbert Jones Memorial Center	10,000
Community Consolidated School Dist 54	46,000
Community Coordinated Child Care	5,077
Corporation for Public Broadcasting	197,722
DaimlerChrysler Corporation Fund	31,500
DeKalb County Community Foundation	13,620
Documentation Center of Cambodia (DC-Cam)	8,000
Fox Lake Public Library	6,432
Humboldt (Alexander von) Foundation	22,950
Illinois Association of School Business Officials	184,933
Joyce Foundation	20,000
Liberty Prairie Foundation	10,000
National Art Education Foundation	5,000
North Cook Intermediate Service Center Total	56,000
Rosecrance Health Network	77,854
St. Joseph's Medical Center	15,500
The Center: Resources for Teaching and Learning	406,000
West Chicago Public Library	15,225
Woods Fund of Chicago	50,000
TOTAL	1,340,628

FY 08 AMOUNTS AWARDED BY OTHER SPONSOR

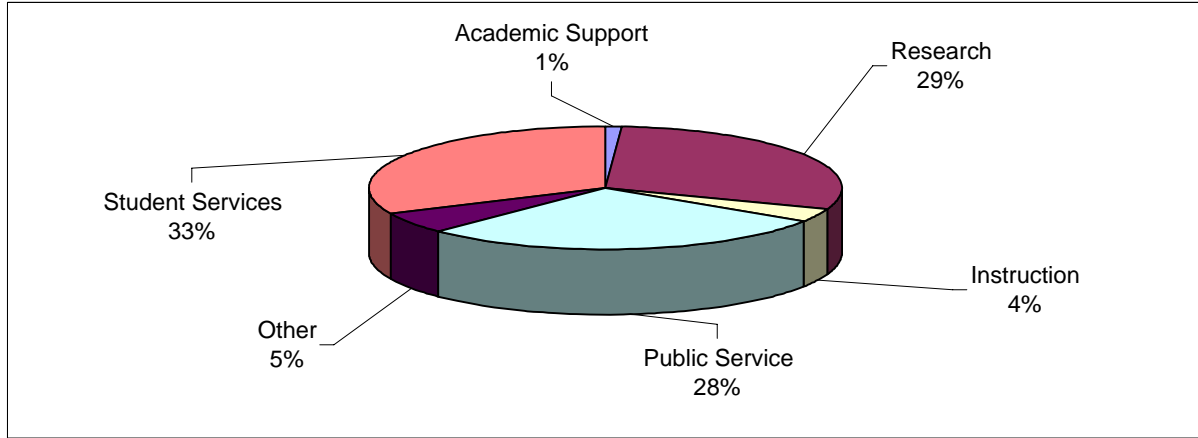
Alexian Brothers Health Systems	5,000
Alexian Brothers Medical Center	20,726
Bozeman Deaconess Hospital	27,500
Chicago Public Schools	5,000
Children's Memorial Hospital	104,545
City of Aurora	35,500
City of Evanston	4,994
Communities in Schools of Aurora, Inc.	20,074
County of DuPage	31,268
DeKalb Community Unit School District #428	10,500
DeKalb County Forest Preserve District	2,497
Dundee Public Library	10,100
DuPage National Technology Park	5,584
Environmental Education Association of Illinois	200
French American Cultural Exchange	1,800
Hanover Park Personnel Committee	500
Harlem Schools	3,000
Harper College	7,250
Hoffman Estates	2,000
Holy Family Catholic Community	4,800
Illinois City/County Management Association	71,828
Illinois Council on Economic Education	19,300
Kane County Regional Office of Education	8,000
Kishwaukee Community Hospital	15,000
Lake County Forest Preserve District	24,856
Lake Forest Cohort	13,000
Lee County Drug Court	14,574
Madison Technology College	5,000
National Academy of Education	55,000
National Study of School Evaluation	391,457
Ohio Department of Natural Resources	39,731
Oregon State University	59,590
Park Ridge Public Library	12,107
Positive Parenting DuPage	60,000
Quad-Cities Graduate Study Center	150
Rock Valley College	14,800
Rockford Area Transportation Study	4,000
Rural Health Association	5,000
Rush-Copley Medical Center	31,500
Schaumburg Business Association	11,500
SD300	31,300
Soo Bright Right-of-Way Study	25,000
The Field Museum	2,500
Township High School District 211	30,000
University of Virginia	7,123
University of Wisconsin-Madison	40,000
Village of Carol Stream	21,178
Village of Glenview	15,732
Western Interstate Commission for Higher Education	32,646
Winfield School District 34	56,000

TOTAL	1,420,710
--------------	------------------

FY 08 AMOUNTS AWARDED BY FOREIGN SPONSOR

Centre National de la Recherche Scientifique (CNRS)	65,651
Danish Arts Agency Music Centre	2,076
Japan Foundation	2,000
Medical College of Georgia**	53,350
Metal Industries Research & Development Centre	182,297
The Foundation for the Promotion of Finnish Music LUSES	2,828
TOTAL	308,202

FY 08 AMOUNTS AWARDED BY PURPOSE



	Research	Instructiona	Public Service	Other	Academic Support	Student Services
BUSINESS						
Accountancy	5,000					
Dean's Office				1,007,500		
Management						
Marketing						
Operations Management & Informations Systems	-	-	-	-	-	-
Total	5,000			1,007,500		
EDUCATION						
Dean's Office	391,457		\$ 1,000,000	935,946		
Center on Child Welfare and Education			3,425,807			
Counseling, Adult and Higher Education			3,425,807			
Leadership, Educational Psychology/Foundations						
Educational Technology, Research & Assessment	45,949					
Kinesiology and Physical Education						15,600
Learning Center						
Leadership, Educational Psychology & Foundations	80,000					
Literacy Education		600,000				
Teaching and Learning	-	261,585	200,000	-	-	30,366
Total	517,406	861,585	4,625,807	935,946		45,966
			3,425,807			
ENGINEERING AND ENGINEERING TECHNOLOGY						
Dean's Office	2,268,521	221,190		59,590		
Electrical Engineering	29,560		20,520			
Industrial Engineering	62,250					
Mechanical Engineering	428,645					
Technology	44,881	-	-	-	-	-
Total	2,833,857	221,190	20,520	59,590		
	587,607					
	587,607					
HEALTH AND HUMAN SCIENCES						
Dean's Office				60,660		
Allied Health and Communicative Disorders		199,632	3,500			
Family, Consumer and Nutrition Sciences						
Gerontology						
Nursing and Health Studies	210,462	\$ 300,000	-	-	76,366	-
Total	210,462	499,632	3,500	60,660	76,366	-
	-	-	-	-	-	-
	-	-	-	-	-	-
LAW						
Total	-	\$ 32,000	-	-	-	-
	-	32,000	-	-	-	-

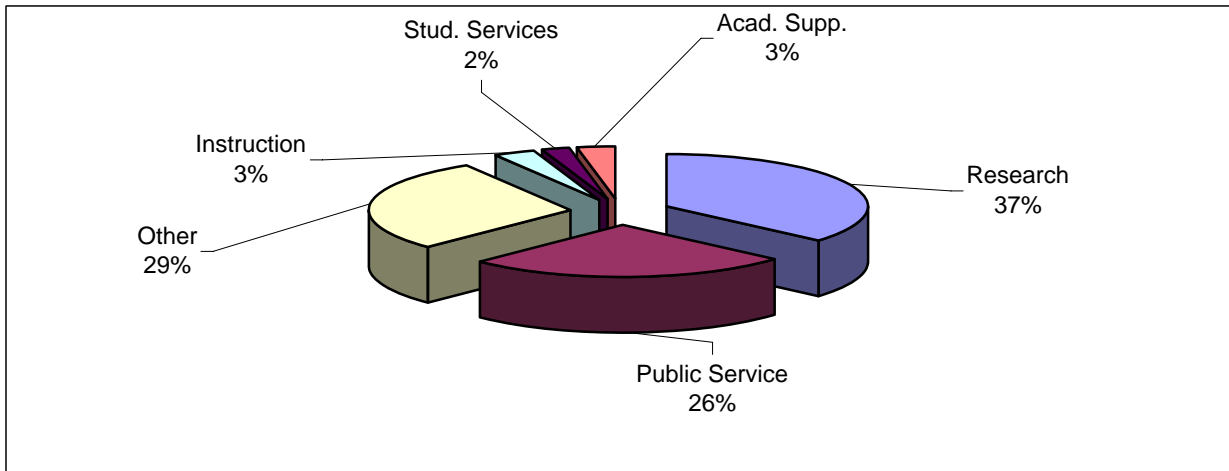
FY 08 AMOUNTS AWARDED BY PURPOSE

	Research	Instructiona	Public Service	Other	Academic Support	Student Services
LIBERAL ARTS AND SCIENCES						
Dean's Office	552,230		475,960			
			<i>1,000,000</i>			
Anthropology	12,380		578,370	7,377		
Biological Sciences	965,434	120,090				
Center for Biochemical & Biophysical Studies						
Center for Latino and Latin American Studies						
Center for Southeast Asian Studies					207,500	
	<i>8,000</i>	<i>568,370</i>				
Center for the Study of Family Violence and Sexual Assault	590,261					
Chemistry and Biochemistry	511,140					
Communication						
Computer Science	376,328					
Division of Statistics	12,000					
Economics						
English			1,800			
Foreign Languages and Literatures						
Geography	442,420		59,885	7,636		
Geology and Environmental Geosciences	1,378,333		603,641			
History	92,600		1,869,038			
Journalism						
Laboratory for Cartography & Spatial Analysis						
Latino & Latin American Studies, Center for						
Mathematical Sciences	160,450	199,708				
National Social Norms Center			9,360			
Philosophy						
Physics	3,851,322		2,800			
Plant Molecular Biology Center						
Political Science					34,660	
Psychology	20,000		1,500,779			
	<i>530,261</i>					
Public Opinion Laboratory	132,909		275,203			
Social Science Research Institute*						
Sociology	11,975		14,574			
Women's Studies Program	-	-	-	-	-	-
Total	<u>9,109,782</u>	<u>319,798</u>	<u>5,391,410</u>	<u>15,013</u>	<u>242,160</u>	<u>-</u>
	<i>538,261</i>	<i>568,370</i>	<i>1,000,000</i>	-		
VISUAL AND PERFORMING ARTS						
Dean's Office						
Art	5,000					
Art Museum	-	-	\$ 15,650		2,000	-
			<i>1,500</i>			
External Programming			1,500			
Music	<u>2,076</u>	<u>-</u>	<u>-</u>	<u>-</u>	<u>4,328</u>	<u>-</u>
Total	<u>7,076</u>	<u>-</u>	<u>17,150</u>	<u>-</u>	<u>6,328</u>	<u>-</u>
			<i>1,500</i>			

FY 08 AMOUNTS AWARDED BY PURPOSE

	Research	Instructiona	Public Service	Other	Academic Support	Student Services
OTHER ACADEMIC UNITS						
Provost's Office						
Center for Black Studies						
Cooperative Education						
Faculty Development /Instructional Design Center						
International Training Office			568,370			
Provost's Office						
University Resources for Women	-	-	-	-	-	-
Subtotal	-	-	-	-	-	-
Student Services						
Associate Provost's Office						
Campus Child Care			144,350			
Career Services				19,876		
Precollegiate Programs			566,653			
Registration and Records			178,600			
Student Financial Aid						17,007,807
Student Support Services				332,872		
University Health Service						
University Programming and Activities	-	-	-	-	-	-
Subtotal	-	-	889,603	352,748	-	17,007,807
University Libraries						
University Libraries	-	-	-	-	195,000	-
Subtotal	-	-	-	-	195,000	-
Office of the Vice President for Research						
Center for Burma Studies						
Institute for NanoScience, Engineering and Technology	100,000					
Vice President's Office	-	-	-	253,350	-	-
Subtotal	-	-	-	253,350	-	-
	100,000					
Total Other Academic Units	-	-	889,603	606,098	195,000	17,007,807
	100,000		568,370			
OTHER UNIVERSITY UNITS						
Finance and Facilities						
NIU Department of Public Safety			4,332			
Materials Management	-	-	253,350	-	-	-
Subtotal	-	-	257,682	-	-	-
President's Office						
Business and Industry Services	-	-	-	-	-	-
Subtotal	-	-	-	-	-	-
University Outreach						
Center for Governmental Studies			32,646			
eLearning						
Lorado Taft			200			
Regional Development Institute			251,433	154,584		
Illinois Council on Economic Education					19,300	
Motorcycle Safety Project			977,042			
Northern Public Radio			315,598			
University Outreach	3,014,247		2,381,223			
	50,000		1,869,038			
Subtotal	3,014,247	-	3,958,142	154,584	19,300	-
	50,000		1,869,038			
Total Other University Units	3,014,247	-	4,215,824	154,584	19,300	-
	50,000		1,869,038			
GRAND TOTAL	15,697,830	1,934,205	15,163,814	2,839,391	539,154	17,053,773
	1,275,868	568,370	6,864,715	-	-	-

FY 08 NUMBER OF AWARDS BY PURPOSE

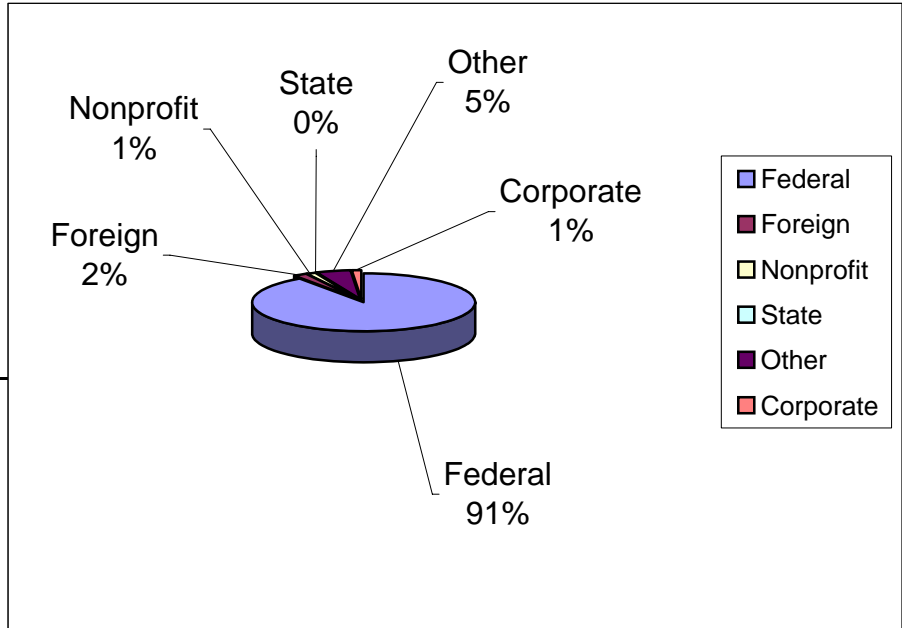


AWARDS BY PURPOSE	FY 08
Research	126
Public Service	91
Other	100
Instruction	12
Student Services	7
Academic Support	11
TOTAL AWARDS	347

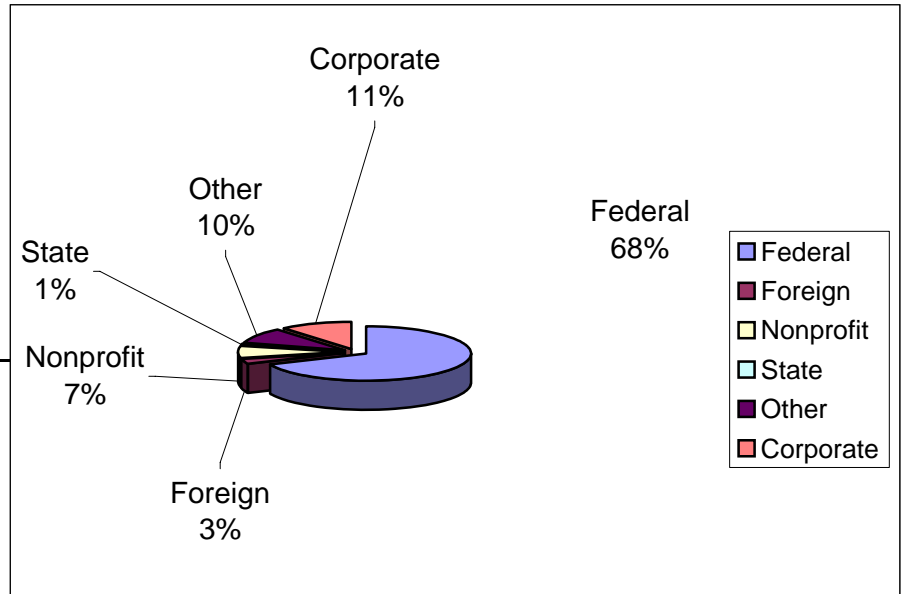
FY 08 RESEARCH AWARDS

Amounts Awarded by Source

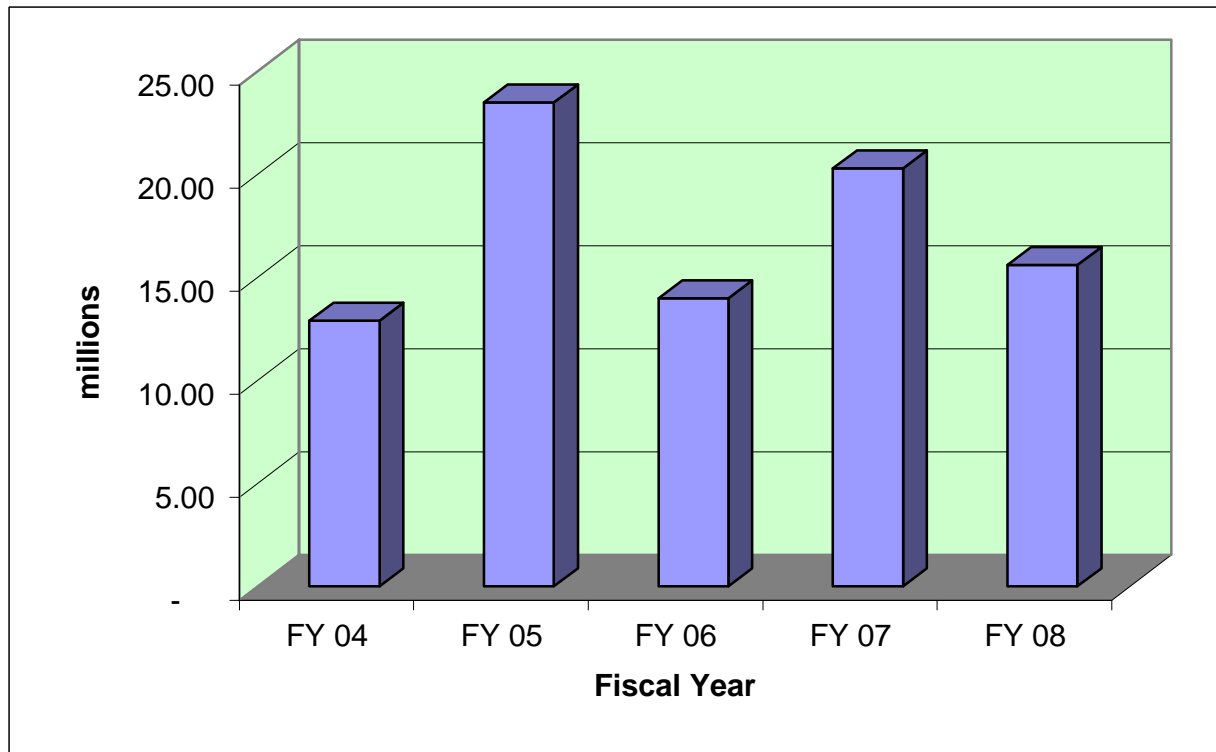
Federal	\$	14,163,943
Foreign	\$	303,374
Nonprofit	\$	215,779
State	\$	18,392
Other	\$	761,439
Corporate	\$	234,903
	\$	<u>15,697,830</u>



Federal	86
Foreign	4
Nonprofit	9
State	1
Other	12
Corporate	14
	<u>126</u>



**RESEARCH AWARDS
FISCAL YEARS 2004-08**



COLLEGE/UNIT	FY 04	FY 05	FY06	FY07	FY08
Business	7,500	-	-	-	5,000
Education	702,890	481,437	412,320	824,673	517,406
Engineering & Engineering Technology	352,811	6,263,640	2,049,793	6,229,570	2,833,857
Health and Human Sciences	334,435	260,769	156,553	298,167	210,462
Law	-	-	-	-	-
Liberal Arts & Sciences	9,512,529	15,004,227	10,527,300	11,221,021	9,109,782
Visual & Performing Arts	5,671	-	40,000	-	7,076
Outreach	1,783,051	625,953	818,099	1,719,869	3,014,247
OTHER	211,595	910,743	78,494	100,000	-
TOTAL	12,910,482	23,546,769	14,082,559	20,393,300	15,697,830

Research Awards 2004-2008

	2004	2005	2006	2007	2008
BUSINESS					
Dean's Office	-				
Accountancy Management	-		-	-	5000
Marketing	7,500	-			
Operations Management & Informations Systems	-	-	-	-	-
Total	7,500	-	-	-	5,000
EDUCATION					
Dean's Office	672,198	440,437	375,799	383,666	391,457
Center on Child Welfare and Education Counseling, Adult and Higher Education Leadership, Educational Psychology/Foundations	22,076	40,000		20,000 150,000 *	80,000
Educational Psychology and Foundations				41,490	45,949
Educational Technology, Research & Assessment				9,980	
Kinesiology and Physical Education	3,100	1,000			
Literacy Education	2,500			369,537	
Teaching and Learning	3,016	-	36,521	-	-
Total	702,890	481,437	412,320	824,673	517,406
ENGINEERING AND ENGINEERING TECHNOLOGY					
Dean's Office		5,877,136	1,718,065	5,850,855 100,000 *	2,268,521
Electrical Engineering	10,538	43,585	28,694	49,993	29,560
Industrial Engineering	-	57,384			62,250
Mechanical Engineering	311,473	155,825 57,384 *	206,261	305,722	428,645
Technology	30,800	129,710	96,773	23,000	44,881
Total	352,811	6,263,640	2,049,793	6,229,570	2,833,857 *
HEALTH AND HUMAN SCIENCES					
Dean's Office					
Allied Health Professions	175,932	94,457	133,935	88,504	
Communicative Disorders	153,903	166,312		106,978	
Family, Consumer and Nutrition Sciences					
Gerontology			88,306 *		
Nursing	4,600	-	22,618	102,685	210,462
Total	334,435	260,769	156,553	298,167	210,462
LAW					
Total	-	-	-	-	-
LIBERAL ARTS AND SCIENCES					
Dean's Office		814,858	175,600	468,789	552,230
Assistant Dean (previously SSRI)	50,000				
Anthropology	260,036	197,896 99,410	115,864	237,751	12,380

Research Awards 2004-2008

	2004	2005	2006	2007	2008
Biological Sciences	1,538,634	1,826,002	1,232,812	1,140,295	965,434
	<i>14,000 *</i>	<i>99,410 *</i>			
Center for Biochemical & Biophysical Studies	<i>1,158,805 *</i>	<i>759,750 *</i>	<i>1,085,080 *</i>	<i>191,608 *</i>	
Center for Latino and Latin American Studies			<i>12,500 *</i>		
Center for Southeast Asian Studies	-			30,000	
	<i>72,535 *</i>	<i>78,141 *</i>	<i>140,405 *</i>	<i>189,963</i>	<i>8,000 *</i>
Center for the Study of Family Violence and Sexual Assault		<i>781,529 *</i>	<i>1,065,469 *</i>	<i>10,080</i>	590,261
	<i>990,167 *</i>				
Chemistry and Biochemistry	491,705	1,020,145	699,328	622,966	511,140
Communication	3,500				
Computer Science	648,884	78,141	80,605	393,338	376,328
Division of Statistics	39,426	66,983	29,683	65,401	12,000
Economics	69,380	49,936	49,489		
English			6,000		
Foreign Languages and Literatures				124,963	
	<i>72,535 *</i>	<i>78,141 *</i>			
Geography	346,257	498,046	529,062	394,686	442,420
				<i>124,963</i>	
Geology and Environmental Geosciences	556,208	2,629,838	2,448,492	2,083,755	1,378,333
	<i>11,925 *</i>	<i>99,410 *</i>			
History	140,011	4,258	34,000	120,400	92,600
Laboratory for Cartography & Spatial Analysis	<i>76,462 *</i>	<i>159,000 *</i>	<i>159,000 *</i>		
Mathematical Sciences	230,452		107,576	75,850	160,450
Philosophy	90,885				
Physics	3,102,983	5,731,913	1,982,700	2,225,779	3,851,322
Plant Molecular Biology Center	<i>628,607 *</i>	<i>865,873 *</i>	<i>189,849 *</i>	<i>22,149 *</i>	
Political Science	-	-	1,390		
	<i>139,841 *</i>	<i>75,696 *</i>	<i>28,537 *</i>		
Psychology	1,628,647	1,875,203	3,000,315	2,941,777	20,000
				<i>227,043 *</i>	<i>530,261</i>
Public Opinion Laboratory	315,521	211,008	34,384	8,228	132,909
Sociology	-	-	-	-	<u>11,975</u>
Total	<u>9,512,529</u>	<u>15,004,227</u>	<u>10,527,300</u>	<u>11,221,021</u>	<u>9,109,782</u>

VISUAL AND PERFORMING ARTS

Dean's Office					
Art	5,671		40,000		5,000
Art Museum	-	-	-	-	-
Music	-	-	-	-	<u>2,076</u>
Total	<u>5,671</u>	<u>-</u>	<u>40,000</u>	<u>-</u>	<u>7,076</u>

OTHER ACADEMIC UNITS

International Programs

International Training and Consultation	-	-	-	-	-
Subtotal	<u>-</u>	<u>-</u>	<u>-</u>	<u>-</u>	<u>-</u>

Office of the Vice President for Research

Center for Burma Studies		<i>885,743 *</i>		<i>30,000 *</i>	
Institute for NanoScience, Engineering and Tech			47,494		
			<i>82,279 *</i>	<i>200,000 *</i>	<i>100,000 *</i>
Vice President's Office	-	<u>885,743</u>	-	<u>100,000</u>	<u>-</u>
Subtotal	<u>-</u>	<u>885,743</u>	<u>47,494</u>	<u>100,000</u>	<u>-</u>

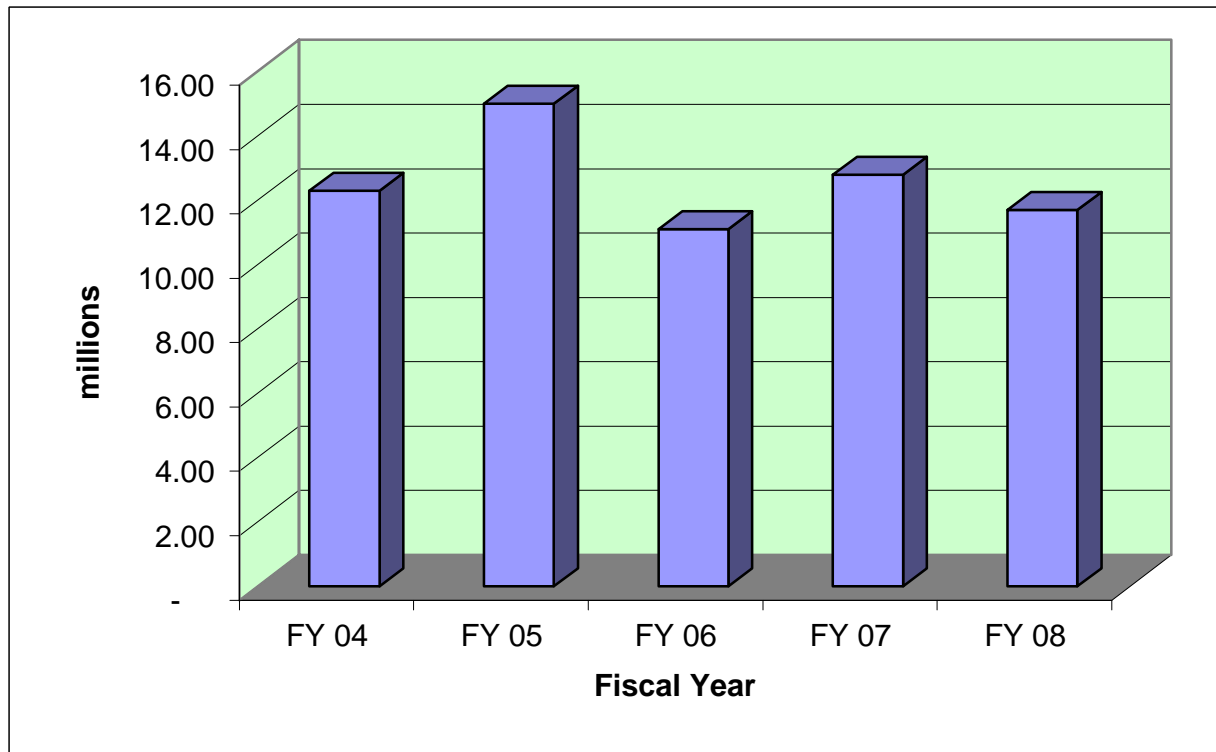
Research Awards 2004-2008

	2004	2005	2006	2007	2008
Provost's Office					
Cooperative Education	-			-	
Educational Services and Programs	-			-	
Faculty Development /Instructional Design Center	-	25,000	25,000	-	-
	-	25,000	25,000	-	-
Student Services					
Associate Provost's Office			-		
Campus Child Care					
Student Financial Aid					
University Health Service					
University Programming and Activities	-	-	-	-	-
Subtotal	-	-	-	-	-
University Libraries					
University Libraries	211,595	-	6,000	-	-
Subtotal	211,595	-	6,000	-	-
Total Other Academic Units	211,595	910,743	78,494	100,000	-
OTHER UNIVERSITY UNITS					
Finance and Facilities					
University Police		-	-		
NIU Weather Office	-	-	-	-	-
Subtotal	-	-	-	-	-
University Outreach					
Vice President's Office			-	-	
Business and Industry Services					
Center for Governmental Studies	1,783,051	390,953			
eLearning					
Regional Development Institute			17,100	39,834	
				200,000 *	
Illinois Council on Economic Education					
Motorcycle Safety					
Outreach Services					
Northern Public Radio	-				
University Outreach	-	235,000	800,999	1,680,035	3,014,247
	-	-	-	-	50,000 *
Subtotal	1,783,051	625,953	818,099	1,719,869	3,014,247
Total Other University Units	1,783,051	625,953	818,099	1,719,869	3,014,247
GRAND TOTAL RESEARCH					
	12,910,482	23,546,769	14,082,559	20,393,300	15,697,830
GRAND TOTAL FUNDING	48,965,442	60,695,455	54,962,305	55,497,024	53,228,167

**Physical and Social Science Research
2004-2008**

	2004	2005	2006	2007	2008
Math & Physical Sciences					
Biological Sciences	1,538,634	1,826,002	1,232,812	1,140,295	965,434
Center for Biochemical & Biophysical Studies	<i>1,158,805 *</i>	<i>759,750 *</i>	<i>1,085,080 *</i>	<i>191,608 *</i>	
	<i>14,000 *</i>	<i>99,410 *</i>			
Chemistry and Biochemistry	491,705	1,020,145	699,328	622,966	511,140
Computer Science	648,884	78,141	80,605	393,338	376,328
Division of Statistics	39,426	66,983	29,683	65,401	12,000
Geography	346,257	498,046	529,062	394,686	442,420
				<i>124,963</i>	
Laboratory for Cartography & Spatial Analysis	<i>76,462 *</i>	<i>159,000 *</i>	<i>159,000 *</i>		
Geology and Environmental Geosciences	556,208	2,629,838	2,448,492	2,083,755	1,378,333
	<i>11,925 *</i>	<i>99,410 *</i>			
Mathematical Sciences	230,452		107,576	75,850	160,450
Physics	3,102,983	5,731,913	1,982,700	2,225,779	3,851,322
Plant Molecular Biology Center	<i>628,607 *</i>	<i>865,873 *</i>	<i>189,849 *</i>	<i>22,149 *</i>	
	6,954,549	11,851,068	7,110,258	7,002,070	7,697,427
Social Sciences					
Anthropology	260,036	197,896	115,864	237,751	12,380
		<i>99,410</i>			
Center for Latino and Latin American Studies			<i>12,500 *</i>		
Center for Southeast Asian Studies	-			30,000	
	<i>72,535 *</i>	<i>78,141 *</i>	<i>140,405 *</i>	<i>189,963</i>	<i>8,000 *</i>
Center for the Study of Family Violence and Sexual Assault		<i>781,529 *</i>	<i>1,065,469 *</i>	<i>10,080</i>	590,261
	<i>990,167 *</i>				
Communication	3,500				
Economics	29,700	49,936	49,489		
Psychology	1,628,647	1,875,203	3,000,315	2,941,777	20,000
				<i>227,043 *</i>	<i>530,261 *</i>
Public Opinion Laboratory	315,521	211,008	34,384	8,228	132,909
	-	-	-	-	
Social Science Research Institute					
Sociology	-	-	-	-	11,975
	2,237,404	2,334,043	3,200,052	3,504,799	767,525

**COMPETITIVE RESEARCH AWARDS
FISCAL YEARS 2004-08**

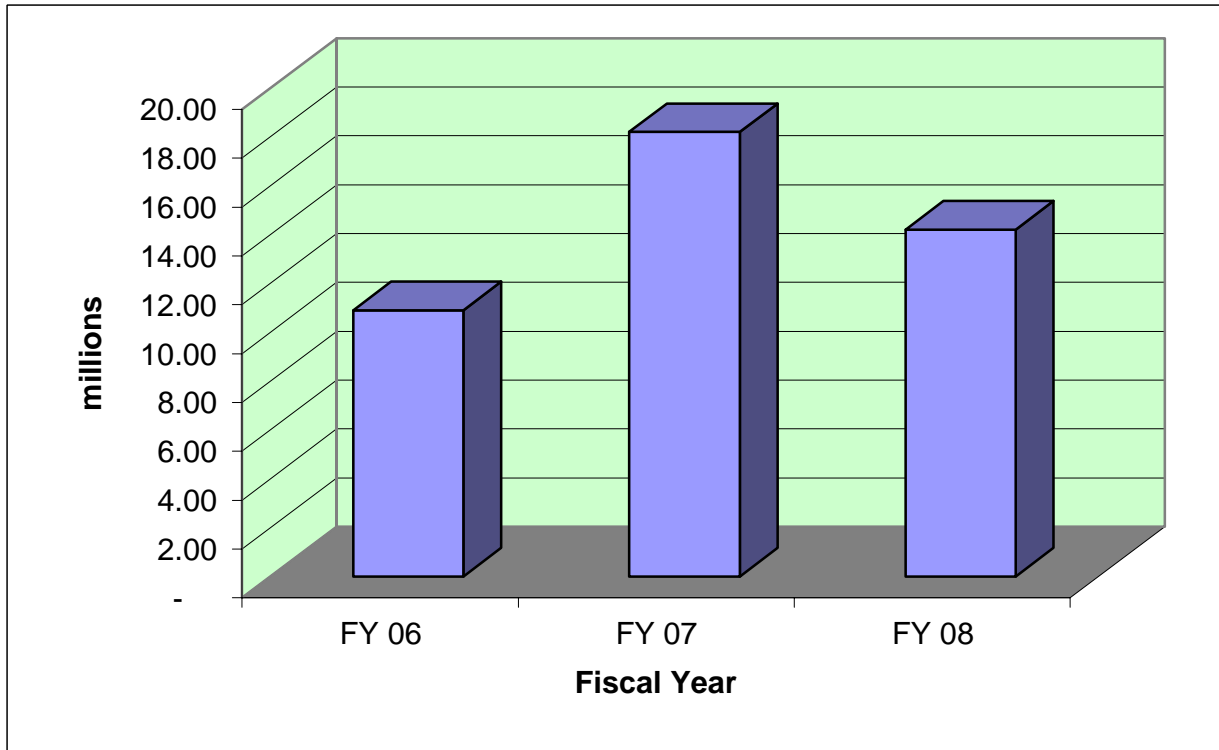


COLLEGE/UNIT	FY 04	FY 05	FY06	FY07	FY08
Business	7,500	-	-	-	5,000
Education	702,890	481,437	412,320	824,673	517,406
Engineering & Engineering Technology	352,811	663,640	394,793	217,570	1,099,857
Health and Human Sciences	334,435	260,769	156,553	298,167	210,462
Law	-	-	-	-	-
Liberal Arts & Sciences	8,943,529	12,128,227	10,086,300	9,621,021	9,109,782
Visual & Performing Arts	5,671	-	40,000	-	7,076
Outreach	1,783,051	625,953	17,099	119,869	-
OTHER	211,595	910,743	78,494	100,000	-
TOTAL	12,341,482	15,070,769	11,185,559	11,181,300	10,949,583

**Competitive
Physical and Social Science Research
2004-2008**

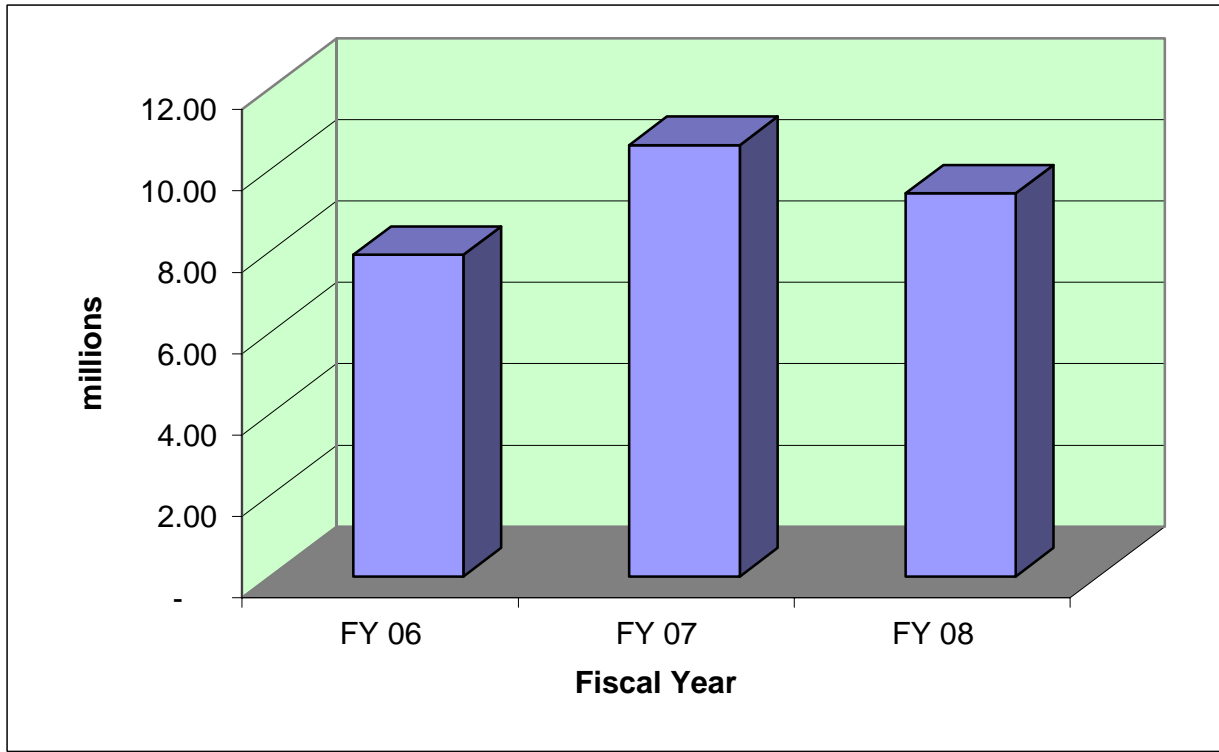
	2004	2005	2006	2007	2008
Math & Physical Sciences					
Biological Sciences	1,538,634	1,826,002	1,232,812	1,140,295	965,434
Center for Biochemical & Biophysical Studies	<i>1,158,805 *</i>	<i>759,750 *</i>	<i>1,085,080 *</i>	<i>191,608 *</i>	
	<i>14,000 *</i>	<i>99,410 *</i>			
Chemistry and Biochemistry	491,705	1,020,145	699,328	622,966	511,140
Computer Science	648,884	78,141	80,605	393,338	376,328
Division of Statistics	39,426	66,983	29,683	65,401	12,000
Geography	346,257	498,046	529,062	394,686	442,420
				<i>124,963</i>	
Laboratory for Cartography & Spatial Analysis	<i>76,462 *</i>	<i>159,000 *</i>	<i>159,000 *</i>		
Geology and Environmental Geosciences	556,208	2,629,838	2,448,492	2,083,755	1,378,333
	<i>11,925 *</i>	<i>99,410 *</i>			
Mathematical Sciences	230,452		107,576	75,850	160,450
Physics	2,533,983	2,876,000	1,541,700	625,779	3,851,322
Plant Molecular Biology Center	<i>628,607 *</i>	<i>865,873 *</i>	<i>189,849 *</i>	<i>22,149 *</i>	
	6,385,549	8,995,155	6,669,258	5,402,070	7,697,427
Social Sciences					
Anthropology	260,036	197,896	115,864	237,751	12,380
		<i>99,410</i>			
Center for Latino and Latin American Studies			<i>12,500 *</i>		
Center for Southeast Asian Studies	-			30,000	
	<i>72,535 *</i>	<i>78,141 *</i>	<i>140,405 *</i>	<i>189,963</i>	<i>8,000 *</i>
Center for the Study of Family Violence and Sexual Assault		<i>781,529 *</i>	<i>1,065,469 *</i>	<i>287,043</i>	590,261
	<i>990,167 *</i>			<i>10,080</i>	
Communication	3,500				
Economics	29,700	49,936	49,489		
Political Science	-	-	1,390		
	<i>139,841 *</i>	<i>75,696 *</i>	<i>28,537 *</i>		
Psychology	1,628,647	1,875,203	3,000,315	2,941,777	20,000
				<i>227,043 *</i>	<i>530,261</i>
Public Opinion Laboratory	315,521	211,008	34,384	8,228	132,909
Social Science Research Institute					
Sociology	-	-	-	-	11,975
	2,237,404	2,334,043	3,200,052	3,504,799	767,525

**FEDERAL RESEARCH AWARDS
FISCAL YEARS 2006-08**



	<u>FY 06</u>	<u>FY 07</u>	<u>FY 08</u>
TOTAL	10,854,750	18,235,706	14,163,943

**COMPETITIVE FEDERAL RESEARCH AWARDS
FISCAL YEARS 2006-08**



	FY 06	FY 07	FY 08
TOTAL	7,898,411	10,580,744	9,412,956

Grants and Contracts Awarded

Fiscal Year 2008

Principal Investigator	Title	Agency Name	Purpose	FY 08 Awards
College of Business				
Accountancy				
Mark Edward Riley	Accounting Estimates: A Study of the Estimates Associated with the Allowance for Doubtful Accounts	PricewaterhouseCoopers	Organized Research	5,000
			Total	5,000
Executive MBA				
Ann Carrel	Executive MBA	Vactor Manufacturing Inc.	Other	16,000
Ann Carrel	Executive MBA	US Cellular Corp.	Other	16,000
Ann Carrel	Executive MBA	Tellabs	Other	16,000
Ann Carrel	Executive MBA	OSG Tap & Die, Inc.	Other	32,000
Ann Carrel	Executive MBA	Novaspect, Inc.	Other	16,000
Ann Carrel	Executive MBA	Merck Pharmaceuticals	Other	16,000
Ann Carrel	Executive MBA	Masonite Corp.	Other	16,000
Ann Carrel	Executive MBA	Lucent Technologies	Other	15,500
Ann Carrel	Executive MBA	JC Whitney	Other	15,500
Ann Carrel	Executive MBA	Ivy Inns Inc.	Other	16,000
Ann Carrel	Executive MBA	InnerWorkings	Other	16,000
Ann Carrel	Executive MBA	HSBC-Hong Kong Shanghai Banking Corp.	Other	16,000
Ann Carrel	Executive MBA	Heritage Electric, Inc.	Other	16,000
Ann Carrel	Executive MBA	Greif Inc.	Other	16,000
Ann Carrel	Executive MBA	General Mills Inc.	Other	16,000
Ann Carrel	Executive MBA	F.H. Prince & Co. Inc.	Other	16,000
Ann Carrel	Executive MBA	Exelon-Byron Generating Station	Other	16,000
Ann Carrel	Executive MBA	Coventry Health Care	Other	16,000

Ann Carrel	Executive MBA	Chicago Tribune	Other	31,500
Ann Carrel	Executive MBA	Chicago Bridge & Iron	Other	15,500
Ann Carrel	Executive MBA	CGG Inc.	Other	16,000
Ann Carrel	Executive MBA	Calesco Norells NA	Other	16,000
Ann Carrel	Executive MBA	AST Corporation	Other	16,000
Ann Carrel	Executive MBA	Armer College of Surgeons	Other	16,000
Ann Carrel	Executive MBA	Architect Works	Other	16,000
Ann Carrel	Executive MBA	Alberto Culver	Other	16,000
Ann Carrel	Executive MBA	Win Technologies	Other	15,500
Ann Carrel	Executive MBA	Walgreen Co.	Other	16,000
Ann Carrel	Executive MBA	Vits America	Other	15,500
Ann Carrel	Executive MBA	St. Joseph's Medical Center	Other	15,500
Ann Carrel	Executive MBA	Rush-Copley Medical Center	Other	31,500
Ann Carrel	Executive MBA	Pepsico, Inc.	Other	15,500
Ann Carrel	Executive MBA	Paychex	Other	15,500
Ann Carrel	Executive MBA	Motorola Corporation	Other	31,500
Ann Carrel	Executive MBA	Monarch Landing	Other	15,500
Ann Carrel	Executive MBA	Johnson Controls, Inc.	Other	16,000
Ann Carrel	Executive MBA	JSC Global Solutions, Inc.	Other	15,500
Ann Carrel	Executive MBA	International Truck and Engine Corp.	Other	31,500
Ann Carrel	Executive MBA	Information Providers Inc.	Other	15,500
Ann Carrel	Executive MBA	Hyundai Motor America	Other	15,500
Ann Carrel	Executive MBA	Hamilton Sundstrand Corporation	Other	15,500
Ann Carrel	Executive MBA	GE Water & Process Technologies	Other	15,500
Ann Carrel	Executive MBA	Fermi National Accelerator Laboratory	Other	15,500
Ann Carrel	Executive MBA	Exact Software of North America	Other	15,500

Ann Carrel	Executive MBA	DaimlerChrysler Corporation Fund	Other	31,500
Ann Carrel	Executive MBA	Continental Automotive Systems	Other	15,500
Ann Carrel	Executive MBA	Concert Group Logistics, LLC	Other	15,500
Ann Carrel	Executive MBA	CHS Therapy Services	Other	15,500
Ann Carrel	Executive MBA	Centegra Health Systems	Other	15,500
Ann Carrel	Executive MBA	Caterpillar, Inc.	Other	15,500
Ann Carrel	Executive MBA	BP Products North America Inc.	Other	15,500
Ann Carrel	Executive MBA	BEA Systems	Other	31,000
Ann Carrel	Executive MBA	Bacon's Information	Other	15,500
Ann Carrel	Executive MBA	Akzo Nobel Surface Chemistry	Other	15,500
Ann Carrel	Executive MBA	ACNielsen	Other	15,500
Ann Carrel	Executive MBA	Abbott Laboratories Fund	Other	16,000
Ann Carrel	Executive MBA	Accenture	Other	15,500
			Total	1,007,500
		COLLEGE TOTAL		1,012,500

College of Education

Counseling Adult and Higher Education

Toni R Tollerud	Project CHOICES/Early CHOICES	School Association for Special Education in DuPage County	Public Service	260,208
Toni R Tollerud	Project CHOICES/Early CHOICES	School Association for Special Education in DuPage County	Public Service	277,972
Toni R Tollerud	Educational Access Project	Illinois Department of Children and Family Services	Public Service	2,887,627
			Total	3,425,807

Center on Child Welfare and Education

Toni R Tollerud	Project CHOICES/Early CHOICES	School Association for Special Education in DuPage County	Public Service	260,208 *
Toni R Tollerud	Project CHOICES/Early CHOICES	School Association for Special Education in DuPage County	Public Service	277,972 *

Toni R Tollerud	Educational Access Project	Illinois Department of Children and Family Services	Public Service	2,887,627 *
			Total	3,425,807 *
Dean's Office				
Sharon E Smaldino; McCord, Christopher	Rockford Education Alliance: Project REAL	Department of Education	Public Service	1,000,000
Lemuel W Watson	Contract Courses	Township High School District 211	Other	30,000
Lemuel W Watson	Contract Courses	The Center: Resources for Teaching and Learning	Other	406,000
Lemuel W Watson	Contract Courses	North Cook Intermediate Service Center Total	Other	56,000
Lemuel W Watson	Contract Courses	Lake Forest Cohort	Other	13,000
Lemuel W Watson	Contract Courses	Kane County Regional Office of Education	Other	8,000
Lemuel W Watson	Contract Courses	Illinois Association of School Business Officials	Other	184,933
Lemuel W Watson	Contract Courses	DeKalb Community Unit School District #428	Other	10,500
Lemuel W Watson	Contract Courses	Community Consolidated School Dist 54	Other	46,000
Lemuel W Watson	Contract Courses	Cicero School District 99 Reading/Language Arts	Other	9,000
Lemuel W Watson	Contract Courses	Cicero School District 99 Language Minority Services	Other	28,500
Lemuel W Watson	Contract Course	Allstate Insurance Corp.	Other	88,013
Lemuel W Watson	Contract Courses	Winfield School District 34	Other	56,000
Lemuel W Watson	Alliance with National Study of School Evaluation	National Study of School Evaluation	Organized Research	391,457
			Total	2,327,403

Educational Technology, Research and Assessment

Lisa C Yamagata-Lynch	Urban Ecology Course Materials Created with a Universal Design for Learning Framework	Boston College	Organized Research	45,949
			Total	45,949

Kinesiology & Physical Education

Paul J Carpenter	Internship Program for Matthew Stiles	Disney (Walt) Company	Student Services	15,600
			Total	15,600

Leadership, Educational Psychology & Foundations

Li-jen Kuo	Reconceptualizing the Effect of Early Bilingualism on Language Processing: A study of the Morphological and Syntactic Development Among Chinese-English Bilinguals	Chiang Ching-kuo Foundation for International Scholarly Exchange	Organized Research	15,000
------------	--	---	--------------------	--------

Li-jen Kuo	Beyond Cross- Language Transfer: Reconceptualizing the Effects of Early Bilingualism on Morphological and Syntactic Processing	National Academy of Education	Organized Research	55,000
------------	--	-------------------------------	--------------------	--------

David J Shernoff	Why Afterschool Program Participation	Bowne (Robert) Foundation, Inc.	Organized Research	10,000
			Total	80,000

Literacy Education

Richard A Orem; Stahl, Norman	Project SUCCESS	Department of Education	Instructional Programs	600,000
			Total	600,000

Teaching and Learning

Maylan A Dunn- Kenney; Dorsch, Nina	Rockford EC2 Partnership	Illinois State Board of Education	Instructional Programs	261,585
--	-----------------------------	-----------------------------------	---------------------------	---------

Gaylen G Kapperman	Program for Training of Teachers and Orientation and Mobility Instructors of Students with Visual Impairments with On-Campus and Distance Components	Department of Education	Public Service	200,000
Gaylen G Kapperman	Graduate Student Fellowship - Stacy	Pennsylvania College of Optometry	Student Services	30,366
			Total	491,951
		COLLEGE TOTAL		6,986,710
				3,425,807 *

College of Engineering and Engineering Technology

Dean's Office

Richard Ned Johnson; Song, Xueshu; Vohra, Promod	Development and Field Test of an Internet-based Multimedia Simulation and Remote Laboratory of Laser Cladding for In-Service Technicians	National Science Foundation	Organized Research	587,607
Richard Ned Johnson	On-Farm Conversion of BioMass to SynGas, Electric Power or Fertilizer	Packer Engineering, Inc.	Organized Research	107,562
A. Alan Swiglo	EIGERlab Micromilling	Oregon State University	Other	59,590
Mansour Tahernezehadi; Vohra, Promod	Integrated Technology and Engineering to Advance Math & Science	Illinois State Board of Education	Instructional Programs	221,190
Promod Vohra; Ghrayeb, Omar	Modeling and Simulation of an Emergency Evacuation Scenario for the Chicago Metropolitan Area	Argonne National Laboratory	Organized Research	389,657

Promod Vohra; Mirman, Cliff	Fuel R&D at Northern Illinois University	Department of Energy	Organized Research	944,940
Promod Vohra	Vibration and Acoustics Center at Northern Illinois University	Department of Education	Organized Research	238,755
			Total	2,549,301

Electrical Engineering

Ibrahim M Abdel-Motaleb	Appointment to the Air Force Summer Faculty Fellowship Program	American Society for Engineering Education	Public Service	20,520
Alan P Genis	Silicon Wafer Pattern Design and Fabrication	Argonne National Laboratory	Organized Research	17,673
Michael J Haji-Sheikh	Novel Design and Model of an Amplifier Circuit for the detection of X-Rays.	Argonne National Laboratory	Organized Research	10,886
Peng-Yung Woo	Controls Engineering Laboratory Equipment	Automation Solutions of America	Organized Research	1,001
			Total	50,080

Engineering Technology

Richard Ned Johnson; Song, Xueshu; Vohra, Promod	Development and Field Test of an Internet-based Multimedia Simulation and Remote Laboratory of Laser Cladding for In-Service Technicians	National Science Foundation	Organized Research	587,607 *
Robert Tatara	Eco-Friendly Golf Tees Filled with Corn-Based DDGS	Environmental Protection Agency	Organized Research	9,933

Robert Tatara	Higher Performance Solar Crop Dryer Kit for Developing Economies	Environmental Protection Agency	Organized Research	10,000
Robert Tatara	Assessing the Manufacturing Potential	Department of Agriculture	Organized Research	24,948
			Total	44,881
			Total	587,607 *

Industrial Engineering

Shie-Jie Chen	Medication Delivery System Mapping, Analysis and Delivery	Kishwaukee Community Hospital	Organized Research	15,000
Shie-Jie Chen	The Analysis and Improvement of Health Care Processes - A continuation project	Bozeman Deaconess Hospital	Organized Research	27,500
Omar A Ghrayeb; Moraga, Reinaldo	Feasibility Analysis for Implementing Communication Devices to Coordinate Production Efficiently at HydraForce	HydraForce, Inc.	Organized Research	10,000
Richard L Marcellus; Moraga, Reinaldo	Slotting Logic Model for Investigating Tradeoffs Between Storage Density and Travel Efficiency	Nestle Brands Company	Organized Research	9,750
			Total	62,250

Mechanical Engineering

Abhijit Gupta	Aging Fatigue Study of ARDX Anchors	Biomerix	Organized Research	5,803
---------------	-------------------------------------	----------	--------------------	-------

Pradip Majumdar; Kostic, Milivoje	Hydraulics and Aerodynamics Research in Transportation Applications	Argonne National Laboratory	Organized Research	163,388
Pradip Majumdar	Air Cooling in Rotating Annular Channel	Hamilton Sundstrand Corporation	Organized Research	30,000
Federico Sciammarella	Wear and Materials Analysis of PCAM Parts	Ideal Industries, Inc.	Organized Research	2,156
Shin-Min Song; Gau, Jenn-Terng	Research and Development of Micro- assembly Systems	Metal Industries Research & Development Centre	Organized Research	182,297
			Total	428,645
COLLEGE TOTAL				3,135,157
				587,607 *

College of Health & Human Sciences

Allied Health and Communicative Disorders

Danica Billingsly	Development of Hearing Assistance Technology Training Services for Hearing Impaired Persons	DeKalb County Community Foundation	Public Service	3,500
Deb Gough	Rehabilitation of Individuals Who are Deaf or Hard of Hearing	Department of Education	Instructional Programs	100,000
Sue E Ouellette	Certificate program in rehabilitation of persons who are deaf-blind	Department of Education	Instructional Programs	99,632
			Total	203,132

Dean's Office

Shirley A Richmond	Contract Courses	Vista Health Systems	Other	60,660
			Total	60,660

Nursing and Health Studies

Karen B Baldwin	Nurse Educator Fellowship	Illinois Board of Higher Education	Academic Support	10,000
James R Ciesla; Spear, Sherilynn	Substance Abuse Treatment Outcomes Research	Rosecrance Health Network	Organized Research	77,854
Mary E Koren	Assessing the Work Environment and Spiritual Well-Being of Staff Nurses at a Suburban Community Hospital	Alexian Brothers Medical Center	Organized Research	850
Brigid M Lusk	HRSA Advanced Education Nursing Traineeship FY08	Health Resources and Services Administration/DHHS	Academic Support	25,260
Brigid M Lusk	HRSA Advanced Education Nursing Traineeship	Health Resources and Services Administration/DHHS	Academic Support	41,106
Brigid M Lusk	IBHE Nursing School Expansion Grant Renewal	Illinois Board of Higher Education	Instructional Programs	300,000
Angela M Odoms	Preschool Based Obesity Prevention Effectiveness Trial	University of Illinois at Chicago	Organized Research	96,884
Angela M Odoms	Fruit and Vegetable Availability Among	University of California, Davis	Organized Research	34,874
			Total	586,828
COLLEGE TOTAL				850,620

College of Law

Dean's Office

Malcolm L Morris	2008 CLEO Sophomore Summer Institute	Council on Legal Education Opportunity	Instructional Programs	32,000
			Total	32,000

COLLEGE TOTAL

32,000

College of Liberal Arts & Sciences

Anthropology

Winifred M Creamer	Fellowship for anthropology student Jennifer Wulfen	The Field Museum	Organized Research	2,500
Judy L Ledgerwood	Research Support for Socheat Nhean	Documentation Center of Cambodia (DC-Cam)	Organized Research	8,000
Mark W Mehrer	Phase I Archeological Survey, Ogle County, Illinois	Willett, Hofmann & Associates	Organized Research	1,880
Mark W Mehrer	Contract Archaeology Program - Afton Forest Preserve Addition	DeKalb County Forest Preserve District	Other	2,497
Mark W Mehrer	Contract Archaeology Program - Ogle County Hospice	Willett, Hofmann & Associates	Other	1,880
Susan D Russell; Ong, Lina	(PYLP 2008 Renewal)	Department of State	Public Service	200,000
Susan D Russell; Ong, Lina	Cultural Citizens and North-South Dialogue: Building the National Identity and Civic Participation in the Philippines	Department of State	Public Service	368,370
Kendall M Thu	Food Farms & Jobs Task Force	Liberty Prairie Foundation	Public Service	10,000

Ann K Wright-Parsons; Ledgerwood, Judy	Request for Support of Modern Day Cambodia Video Production	DeKalb County Community Foundation	Other	3,000
---	---	------------------------------------	-------	-------

			Total	598,127
--	--	--	--------------	----------------

Biological Sciences

Anne T Berg	Longterm outcomes of childhood onset epilepsy	National Institute of Neurological Disorders and Stroke/NIH/DHHS	Organized Research	833,588
-------------	---	---	--------------------	---------

Richard B King	Enhancing Lake Erie Watersnake Recovery Through Monitoring	Ohio Department of Natural Resources	Organized Research	20,254
----------------	--	--------------------------------------	--------------------	--------

Richard B King	Enhancing Lake Erie Watersnake Recovery Through Public Outreach	Ohio Department of Natural Resources	Organized Research	19,477
----------------	--	--------------------------------------	--------------------	--------

Richard B King; Schneiderman, Mindy	Annual Census of Lake Erie Watersnakes	Department of the Interior	Organized Research	59,000
--	---	----------------------------	--------------------	--------

Richard B King; Von Ende, Carl	Effects of Habitat Restoration on Herpetofauna of MacArthur Woods	Lake County Forest Preserve District	Organized Research	24,856
-----------------------------------	--	--------------------------------------	--------------------	--------

Jon S Miller	Mastering Biology Teaching with Content, Pedagogy, and Technology	Illinois State Board of Education	Instructional Programs	120,090
--------------	--	-----------------------------------	---------------------------	---------

Patricia S Vary	Subcontract: Microbial Genome Sequencing of Bacillus megaterium QM B1551	University of Maryland	Organized Research	8,259
-----------------	---	------------------------	--------------------	-------

			Total	1,085,524
--	--	--	--------------	------------------

Center for SE Asian Studies

Dwight Y King	Southeast Asian Studies Center and Foreign Language Area Studies Fellowships	Department of Education	Academic Support	207,500	
Judy L Ledgerwood	Research Support for Socheat Nhean	Documentation Center of Cambodia (DC-Cam)	Organized Research	8,000	*
Susan D Russell; Ong, Lina	(PYLP 2008 Renewal)	Department of State	Public Service	200,000	*
Susan D Russell; Ong, Lina	Cultural Citizens and North-South Dialogue: Building the National Identity and Civic Participation in the Philippines	Department of State	Public Service	368,370	*
			Total	207,500	
			Total	576,370	*

Chemistry & Biochemistry

Narayan S Hosmane	Renewal of Research Award	Humboldt (Alexander von) Foundation	Organized Research	22,950	
Narayan S Hosmane	Metallacarboranes: Syntheses, Structures and Reactivities	National Science Foundation	Organized Research	132,000	
Narayan S Hosmane	Support for Graduate Student Research	Applied Material Systems Engineering, Inc.	Organized Research	21,000	
Douglas A Klumpp	Superelectrophilic Considerations in Heterocyclic Chemistry	National Science Foundation	Organized Research	110,000	

Chhiu-Tsu Lin	Nano-Diamond Growth and Applications	Kinik Company	Organized Research	56,081
Chhiu-Tsu Lin	Chrome-Free In-Situ Phosphating Coatings for Coil, Anti-Fingerprint, and Electric Insulating Steel Applications	ChemNova Technologies, Inc.	Organized Research	50,232
Victor V Ryzhov	Analysis of protein phosphorylation by mass spectrometry	Medical College of Georgia	Organized Research	53,350
Petr Vanysek	An In-Situ Spectroelectrochemical Study of Np Redox, Dissolution and Precipitation Behavior at the Corroding CSNF/Alteration Phase Interface	Argonne National Laboratory	Organized Research	23,185
Tao Xu	Solar Thermoelectric Energy Conversion in Porous Nanocomposites	Argonne National Laboratory	Organized Research	42,342
			Total	511,140
Dean's Office				
Paul J Kleppner; Gleeson, Bob	The State of Working Illinois 2007-2008	Woods Fund of Chicago	Organized Research	50,000
Cynthia C Nelson	Behavioral Risk Factor Surveillance System Data Collection	Illinois Department of Public Health	Public Service	271,900
Cynthia C Nelson	Illinois County Surveys 2008-2009	Illinois Department of Public Health	Organized Research	502,230

Cynthia C Nelson	Illinois County BRF Surveys EXT	Illinois Department of Public Health	Public Service	204,060
Sharon E Smaldino; McCord, Christopher	Rockford Education Alliance: Project REAL	Department of Education	Public Service	1,000,000 *
			Total	1,028,190
			Total	1,000,000 *
Computer Science				
Nicholas T Karonis	Globus Support Project	Argonne National Laboratory	Organized Research	75,141
Nicholas T Karonis	Performance Regression Test Suite Development	Argonne National Laboratory	Organized Research	183,033
Nicholas T Karonis	Analysis for the Cobalt Open Source Scheduler	Argonne National Laboratory	Organized Research	9,856
Nicholas T Karonis	Prototyping of ActiveSpace Environments	Argonne National Laboratory	Organized Research	21,014
Nicholas T Karonis	SCI: ETF Grid Infrastructure Group: Providing System Management and Integration for the Teragrid	University of Chicago	Organized Research	87,284
			Total	376,328
English				
Christoph Perrin Lindner	The Tournees Festival at Northern Illinois University	French American Cultural Exchange	Public Service	1,800
			Total	1,800

Family Violence & Sexual Assault

Julie L Crouch; Milner, Joel	"Thoughtful Parenting" for Fathers and Mothers: Does Gender Matter?	Centers for Disease Control and Prevention/DHHS	Organized Research	298,854
Julie L Crouch	Positive Parenting Initiative	Positive Parenting DuPage	Organized Research	60,000
Joel S Milner	Family Advocacy System of Records (FASOR) Data Base: Management Assistance & Data Analysis (MAGIC) Project Phase IV	Kansas State University	Organized Research	152,501
Joel S Milner	Development of a New Family Needs Screener for Males	Kansas State University	Organized Research	78,906
			Total	590,261

Geography

Mace L Bentley; Ashley Walker Scott	Collaborative Research: Climatological and Event-Based Radar Delineation of UHI Convection for Multi-Scaled Urban Corridors Within the Southeastern US	National Science Foundation	Organized Research	67,653
Sarah A Blue	COLLABORATIVE RESEARCH: Latino Labor Migration and the Transformation of post-Katrina New Orleans	National Science Foundation	Organized Research	38,486

Richard P Greene	Land Use Change Detection Using Classified Satellite Imagery	Chicago Metropolitan Agency for Planning	Public Service	7,439
Richard P Greene	Geographic Information System (GIS) for the DuPage County Emergency Telephone System Board (ETSB) 9-1-1	County of DuPage	Public Service	31,268
Richard P Greene	GIS Design and Implementation for the Village of Carol Stream	Village of Carol Stream	Public Service	21,178
Andrew J Krmeneč	Internship #1	Baxter and Woodman, Inc.	Organized Research	15,000
Andrew J Krmeneč	DCEDC Internship	DeKalb County Economic Development Corporation	Other	7,636
Andrew J Krmeneč	Internship #2	Baxter and Woodman, Inc.	Organized Research	15,000
Wei Luo	Global GIS Database of Drainage on Mars	National Aeronautics & Space Administration	Organized Research	108,825
Wei Luo	Earth Science REASoN: Research, Education and Applications Solutions Network, etc..	George Mason University	Organized Research	12,522
Lesley Rigg; Goldblum, David	The Impact of Simulated Climate Change on Sugar Maple at the Hardwood/Boreal Forest Ecotone	National Science Foundation	Organized Research	184,934
			Total	509,941

Geology and Environmental Geosciences

Colin J Booth	Modeling the Hydrologic Effects of Longwall Mining on the Shallow Aquifer System using MODFLOW with Telescopic Mesh Refinement	Department of the Interior	Organized Research	53,273
Philip J Carpenter	International Linear Collider Technical Feasibility Study: Ground Motion and Vibration Studies	Fermi National Accelerator Laboratory	Organized Research	65,000
Kathy Kitts; Perry, Eugene	Enhancing Diversity Track 2: Intensive Field Experience in Northern Illinois and Central Mexico for Middle and High School Teachers Serving Large Hispanic Populations	National Science Foundation	Public Service	603,641
Paul W Loubere	Benthic foraminifera as tracers of marine biogeochemical cycles and circulation: resolving microhabitats in relation to biogenic fluxes	National Science Foundation	Organized Research	147,718
Eugene C Perry Jr	Collaborative Research: Speleothem Proxies for Interactions of Climate and Culture in the Ancient Maya Lowlands	National Science Foundation	Organized Research	3,553

Ross D Powell	Collaborative Research: University of Nebraska, Lincoln ANDRILL - Investigating Antarctica's Role in Cenozoic Global Environmental Change		Organized Research	1,035,224
Ross D Powell	Holocene and Modern Climate Change in the High Arctic, Svalbard, Norway: A Research Experience for Undergraduates (REU) Program	Hampshire College	Organized Research	14,300
Jim Walker	Collaborative Research: National Science Foundation Origins of Local Variations in Subduction-Related Fluids: Evidence from Olivine-Hosted Melt Inclusions from the Central American Subduction Zone		Organized Research	59,265
			Total	1,981,974
History				
Aaron Spencer Fogleman	Intimate Atlantic Encounters: Religion, Sexuality, and Medicine in a Colonial World	Department of State	Organized Research	52,600
Valerie L Garver	Solmsen fellowship application	University of Wisconsin-Madison	Organized Research	40,000
Harvey Smith; Bellert, Marilyn	Interactive Illinois Report Card	Illinois State Board of Education	Public Service	1,869,038
			Total	1,961,638

Mathematical Sciences

Gerard M Awanou	Mixed Finite Elements and Smooth Approximations for Partial Differential Equations	National Science Foundation	Organized Research	137,940
Biswa N Datta	Collaborative Proposal: Quadratic Inverse Eigenvalue Problems for Model Updating in Science and Engineering : Theory and Computation	National Science Foundation	Organized Research	22,510
Helen A Khoury; Shafer, Mary	Excellence in the Middle: Enhancing Mathematics Pedagogy with Connections in Science and Engineering	Illinois State Board of Education	Instructional Programs	199,708
			Total	360,158

National Social Norms Center

Michael P Haines	National Social Norms Resource Project	BACCHUS and GAMMA Peer Education Network, Inc.	Public Service	9,360
			Total	9,360

Physics

Pushpalatha C Bhat; Hedin, David	Summer salary for Lei Feng	Fermi National Accelerator Laboratory	Organized Research	5,782
Gerald C Blazey	Department of Energy 12 Month Appointment	Department of Energy	Organized Research	376,594
Gerald C Blazey; Hedin, David, Zutshi, Vishnu	MINERvA Experiment	Fermi National Accelerator Laboratory	Organized Research	15,120

Dhiman Chakraborty; Blazey, Gerald; Hedin, David	Searches for New Phenomena with High Energy Particle Colliders	National Science Foundation	Organized Research	275,040
Dhiman Chakraborty	Development of Particle-Flow Algorithms and Simulation Software for ILC Detector(s)	University of Oregon	Organized Research	60,000
Dhiman Chakraborty	The Quarknet Project	University of Notre Dame	Public Service	2,800
Dhiman Chakraborty	Memorandum of Understanding for the Exchange of Dr. Dhiman Chakraborty	Centre National de la Recherche Scientifique (CNRS)	Organized Research	65,651
Bogdan M Dabrowski	Visiting Scientist - Dr. Konrad Swierczek	Argonne National Laboratory	Organized Research	101,693
Bela Erdelyi	Joint Appointment for Bela Erdelyi	Argonne National Laboratory	Organized Research	73,560
Clyde W Kimball	Characterization of Meso-Superconducting Structures	Argonne National Laboratory	Organized Research	40,139
John Lewellen; Piot, Philippe	Mitigating the Influence of Space Charge in High-Average-Power Free-Electron Lasers: Phase I	Office of Naval Research	Organized Research	215,000
Laurence B Lurio	Collaborative Research: Structure and Dynamics of Fluid Interfaces Studies by X-ray and Neutron Scattering	National Science Foundation	Organized Research	45,755

Stephen P Martin	Research in High Energy Physics: Theory and Phenomenology of Supersymmetry	National Science Foundation	Organized Research	30,000
Timothy Maxwell; Piot, Philippe	Coherent Transition Radiation Based Bunch Diagnostics for Ultra-Short Electron Beams Produced in Laser Plasma Wakefield Accelerators	National Science Foundation	Organized Research	5,637
Susan M Mini	MRI: Acquisition of High Brilliance X-ray Optical Components for the ChemMatCARS Synchrotron X-ray Resource at the Advanced Photon Source	National Science Foundation	Organized Research	1,394,765
Philippe R Piot	Turn-Key Klystron radiofrequency System for High-Brightness Electron Guns: Facilitating the Development and Operation of High-Average-Power Free-Electron Lasers	Office of Naval Research	Organized Research	323,334
Philippe R Piot; Lewellen, John	Titanium Sapphire Laser Oscillator System for a High Brightness Electron Source: Development of Beam Diagnostics for High-Average Power Free-Electron Lasers	Office of Naval Research	Organized Research	133,153
Philippe R Piot	Joint Appointment NIU/FNAL (Piot)	Fermi National Accelerator Laboratory	Organized Research	38,428

Philippe R Piot; Erdelyi, Bela	Nonlinear Dynamics and Phase Space Manipulations of High-Brightness Electron Beams: Theories, Simulations, and Experiments	Department of Energy	Organized Research	100,000
Philippe R Piot	Longitudinal Phase Space Monitors for the ILC Injectors and Bunch Compressors	Department of Energy	Organized Research	55,000
Philippe R Piot	Nonlinear Dynamics of High-Brightness Electron Beams and Beam-Plasma Interactions: Theories, Simulations, and Experiments	Department of Energy	Organized Research	40,050
Carol Thompson	Summer appointment for Carol Thompson	Argonne National Laboratory	Organized Research	25,858
Roland Winkler	Joint Appointment for Roland Winkler	Argonne National Laboratory	Organized Research	11,026
Roland Winkler	Spin Dynamics of Holes in GaAs	Argonne National Laboratory	Organized Research	86,905
Zhili Xiao	One-dimensional Mesostructures of NbSe ₂ and NbN Superconductors	Department of Energy	Organized Research	72,791
Zhili Xiao	Joint Appointment for Zhili Xiao	Argonne National Laboratory	Organized Research	80,679
Zhili Xiao	Magnetic Vortices in Shaped Superconducting Mesocrystals	National Science Foundation	Organized Research	100,000
Vishnu V Zutshi	Scintillator Based Muon System R&D	University of Oregon	Organized Research	29,362

Vishnu V Zutshi	University-Based Detector Research and Development for the International Linear Collider	University of Oregon	Organized Research	50,000
-----------------	--	----------------------	--------------------	--------

Total	3,854,122
--------------	------------------

Political Science

Daniel R Kempton	Fulbright Fellowship	Council for International Exchange of Scholars	Academic Support	34,660
------------------	----------------------	--	------------------	--------

Total	34,660
--------------	---------------

Psychology

Julie L Crouch; Milner, Joel	"Thoughtful Parenting" for Fathers and Mothers: Does Gender Matter?	Centers for Disease Control and Prevention/DHHS	Organized Research	298,854 *
---------------------------------	--	--	--------------------	-----------

Michelle Demaray; Malecki, Christine	21st Century Community Learning Center Grant: Cowherd and Brady Schools	Communities in Schools of Aurora, Inc.	Public Service	20,074
---	--	--	----------------	--------

Michelle Demaray; Malecki, Christine	Subcontract: 21st Century Community Learning Center: Gates and Rollins Elementary Schools	School District # 131, Aurora	Public Service	20,560
---	---	-------------------------------	----------------	--------

Christine E Malecki; Demaray, Michelle	Mentoring Grant Evaluation for East and West Aurora School Districts	Communities in Schools of Aurora, Inc.	Public Service	3,750
---	---	--	----------------	-------

Christine E Malecki; Demaray, Michelle	21st Century Community Learning Center Grant for Jefferson, Washington, Waldo and Simmons Middle Schools	Communities in Schools of Aurora, Inc.	Public Service	25,633
---	---	--	----------------	--------

Christine E Malecki; Demaray, Michelle	21st Century After School Grant Evaluation at Hermes, Oak Park, and Beaupre Elementary Schools	Communities in Schools of Aurora, Inc.	Public Service	29,955
Joel S Milner	Family Advocacy System of Records (FASOR) Data Base: Management Assistance & Data Analysis (MAGIC) Project Phase IV	Kansas State University	Organized Research	152,501 *
Joel S Milner	Development of a New Family Needs Screener for Males	Kansas State University	Organized Research	78,906 *
Holly K Orcutt	NIU Trauma Study	Joyce Foundation	Organized Research	20,000
Greg Waas; Miller, Charles	Integrated Assessment Program	Illinois Department of Children and Family Services	Public Service	1,400,807
			Total	1,520,779
				530,261 *
Public Opinion Laboratory				
Julia C Bailey; Olson, Lorayn; Novotny, Linda	City of Aurora Customer Satisfaction Survey	City of Aurora	Public Service	35,500
Julia C Bailey; Olson, Lorayn	Blood Banks Survey and Focus Groups	GrahamSpencer: Advertising/Design	Public Service	15,438
Julia C Bailey	West Chicago Public Library Surveys	West Chicago Public Library	Public Service	15,225
Jason S Jiandani	Completion of Surveys for the Cook County Farm Bureau	Cook County Farm Bureau	Public Service	17,150

Jason S Jiandani; Olson, Lorayn; Schnite, Karen	USGS survey (UIUC subcontract)	University of Illinois at Urbana-Champaign	Organized Research	9,972
Katherine E. Little; Olson, Lorayn	Racial Attitudes in Little Rock Survey	University of Virginia	Public Service	7,123
Linda A Novotny	Aurora Public Library Community Survey	Aurora Public Library	Public Service	12,122
Linda A Novotny	2007 Mail Survey of Fox Lake Public Library District Residents	Fox Lake Public Library	Public Service	6,432
Linda A Novotny	Park Ridge Public Library Community Survey	Park Ridge Public Library	Public Service	12,107
Linda A Novotny	2007-2009 Interviews with Tennessee Parenting Program Participants	Center for Policy Research	Public Service	12,810
Linda A Novotny	Rochelle Park District	Strategic Management Alliance, LLC	Public Service	3,496
Linda A Novotny	2007 Texas Hotline	Center for Policy Research	Public Service	10,890
Linda A Novotny	Midlothian Park District Surveys	Strategic Management Alliance, LLC	Public Service	3,058
Linda A Novotny	Colorado Early Intervention Interviews	Center for Policy Research	Public Service	12,078
Linda A Novotny	Texas Hotline 2008	Center for Policy Research	Public Service	6,519
Linda A Novotny	Colorado Early Intervention Modification Process Noncustodial Parent Survey	Center for Policy Research	Public Service	13,748

Linda A Novotny; Olson, Lorayn	Center for Policy Research Shared Parenting Survey	Center for Policy Research	Public Service	10,097
Linda A Novotny	Healthy Relationship Project	Center for Policy Research	Public Service	1,716
Lorayn Ellen Olson	Illinois Health Survey Pilot Project	Children's Memorial Hospital	Organized Research	104,545
Mindy Schneiderman	Road Ranger Focus Group	GrahamSpencer: Advertising/Design	Public Service	7,148
Karen E Schnite	October Special Data Project for BP	BP Products North America Inc.	Public Service	1,200
Karen E Schnite	Jobbers Fall 2007 Regular and Quick Pulse Survey for BP	BP Products North America Inc.	Public Service	12,125
Karen E Schnite	City of Evanston On- line Survey	City of Evanston	Public Service	4,994
Karen E Schnite	Hexion Specialty Chemicals customer satisfaction survey	HEXION Specialty Chemicals	Public Service	2,719
Karen E Schnite	Hexion II	HEXION Specialty Chemicals	Public Service	5,748
Karen E Schnite	BP North America telephone survey	BP Products North America Inc.	Public Service	2,994
Karen E Schnite; Olson, Lorayn	Village of Glenview Survey	Village of Glenview	Public Service	15,732
Karen E Schnite	2007 Firestream Worldwide Customer Satisfaction Survey	Firestream Worldwide	Public Service	7,029
Karen E Schnite	2007 Acme Alliance Customer Satisfaction Survey	Acme Alliance, LLC	Public Service	11,055

Karen E Schnite	Jobbers Summer 2007 Regular & Quick Pulse Survey for BP	BP Chemicals	Public Service	8,950
-----------------	---	--------------	----------------	-------

Karen E Schnite	Division Stakeholder Survey	Illinois Department of Financial and Professional Regulation	Organized Research	18,392
-----------------	--------------------------------	---	--------------------	--------

Total	408,112
--------------	----------------

Sociology

Abu B Bah	State Decay and Regional Insecurity: A Critical Examination of the International Peace Mediation in Liberia, Sierra Leone, and Cote d'Ivoire	West African Research Association	Organized Research	5,000
-----------	--	-----------------------------------	--------------------	-------

Keri B Burchfield	Not in My Neighborhood: Assessing Registered Sex Offenders' Experiences with Local Social Capital and Social Control	American Sociological Association	Organized Research	6,975
-------------------	--	-----------------------------------	--------------------	-------

John M King	Lee County Drug Court Evaluation	Lee County Drug Court	Public Service	14,574
-------------	-------------------------------------	-----------------------	----------------	--------

Total	26,549
--------------	---------------

Statistics

Balakrishna S Hosmane	Support for Linear and Nonlinear Mixed Models and Their Applications to Clinical Data	Abbott Laboratories Fund	Organized Research	12,000
-----------------------	---	--------------------------	--------------------	--------

Total	12,000
--------------	---------------

COLLEGE TOTAL	15,078,163
----------------------	-------------------

2,106,631 *

College of Visual & Performing Arts

Art Museum

Deborah A Booth; Witte, Jessica Rose	Seeing Art/Making Art: Target A Collaboration Between the NIU Art Museum and the NIU Community School of the Arts		Public Service	1,500 *
Josephine E Burke	Ayomi Yoshida Installation	Japan Foundation	Academic Support	2,000
Josephine E Burke	NIU Art Museum 2007- 2008 Exhibition Season	Illinois Arts Council	Public Service	12,130
Jessica Rose Witte; Burke, Josephine	Community Windows 2008	DeKalb County Community Foundation	Public Service	2,120
Jessica Rose Witte	JASC Tsukasa Taiko Artstour Project	Illinois Arts Council	Public Service	1,400
			Total	17,650
				1,500 *

External Programming

Deborah A Booth; Witte, Jessica Rose	Seeing Art/Making Art: Target A Collaboration Between the NIU Art Museum and the NIU Community School of the Arts		Public Service	1,500
			Total	1,500

School of Art

Li-Fen (Lilly) Lu	Technology as Culture Interface: Engaging Students in Art Learning in 3D Virtual Communities	National Art Education Foundation	Organized Research	5,000
			Total	5,000

School of Music

Gregory Barrett	A piece in 3 movements for clarinet and piano	The Foundation for the Promotion of Finnish Music LUSES	Academic Support	2,828
Gregory Barrett	Support for Sabbatical Research in Denmark	Danish Arts Agency Music Centre	Organized Research	2,076
Gregory Barrett	Performance at Universitat fur Musik und darstellende Kunst in Vienna	Illinois Arts Council	Academic Support	1,500
			Total	6,404

COLLEGE TOTAL**30,554****1,500 *****OTHER ACADEMIC UNITS****Provost's Office****International Training Office**

Susan D Russell; Ong, Lina	(PYLP 2008 Renewal)	Department of State	Public Service	200,000 *
Susan D Russell; Ong, Lina	Cultural Citizens and North-South Dialogue: Building the National Identity and Civic Participation in the Philippines	Department of State	Public Service	368,370 *
			Total	568,370 *

Student Services

Campus Child Care

Christine K Herrmann	NIU Campus Child Care Tuition Assistance Program	Department of Education	Public Service	134,273
Lisa M Schmidt	Equipment Support for Campus Child Care	DeKalb County Community Foundation	Public Service	5,000
Lisa M Schmidt	Quality Counts Child Care Proposal for Equipment Support	Community Coordinated Child Care	Public Service	5,077
			Total	144,350

Career Services

Cindy Henderson	Internship	Alexian Brothers Medical Center	Other	19,876
			Total	19,876

Precollegiate Programs

Felicia R Bohanon	100 Males Preparing for a College Education	Illinois Board of Higher Education	Public Service	99,597
Felicia R Bohanon	Upward Bound Program	Department of Education	Public Service	467,056
			Total	566,653

Registration & Records

Brent Gage	IL Course Applicability System: Ensuring Transfer Students' Academic Success	University of Illinois at Urbana-Champaign	Public Service	29,500
------------	--	--	----------------	--------

Brent Gage	Illinois Course Applicability System: Ensuring Transfer Students' Success	University of Illinois at Urbana-Champaign	Public Service	149,100
			Total	178,600

Student Financial Aid

Kathleen D Brunson	Federal Workstudy Program FY 2008	Department of Education	Student Services	812,439
Kathleen D Brunson	Student Educational Opportunity Grant (SEOG) 2008	Department of Education	Student Services	836,864
Kathleen D Brunson	Academic Competitiveness Grant (ACG) 2008	Department of Education	Student Services	654,792
Kathleen D Brunson	Science and Mathematics Access to Retain Talent (SMART) 2008	Department of Education	Student Services	271,687
Kathleen D Brunson	Pell Grant 2008	Department of Education	Student Services	14,432,025
			Total	17,007,807

Student Support Service

Jerry Wright	Student Support Services	Department of Education	Other	332,872
			Total	332,872

University Libraries

University Libraries

Drew E VandeCreek	The Southeast Asia Digital Library	Department of Education	Academic Support	195,000
			Total	195,000

Vice President for Research and Graduate Studies

Institute for Nanoscience, Engineering and Technology

Zhili Xiao	Magnetic Vortices in Shaped	National Science Foundation	Organized Research	100,000 *
			Total	100,000 *

Vice President's Office

Rathindra N Bose	2007-2008 DFI Fellowships	Southern Illinois University	Other	253,350
			Total	253,350

OTHER ACADEMIC UNITS TOTAL

18,698,508

668,370 *

OTHER UNIVERSITY UNITS

Finance & Facilities

Materials Management

Kenneth A Pugh	Renewable Energy Resource Solar Thermal	Illinois Department of Commerce and Economic Opportunity	Public Service	253,350
			Total	253,350

Public Safety

Marc Roccaforte	NIU Police Vests	State of Illinois	Public Service	4,332
			Total	4,332

COLLEGE TOTAL

257,682

University Outreach

Center for Governmental Studies

Diana L Robinson	Evaluation Plan for State Scholars	Western Interstate Commission for Higher Education	Public Service	32,646
			Total	32,646

IL Council on Economic Education

Joanne R Dempsey	Illinois Council Operation Grant	Illinois Council on Economic Education	Academic Support	19,300
			Total	19,300

Lorado Taft

Melanie Costello	Lorado Taft Astronomy Class	Environmental Education Association of Illinois	Public Service	200
			Total	200

Motorcycle Safety

Robert Ritter	Motorcycle Safety Program	Illinois Department of Transportation	Public Service	879,466
Robert Ritter	Motorcycle Program	Illinois Department of Transportation	Public Service	97,576
			Total	977,042

Northern Public Radio

Tim Emmons	FY09 CDBG	City of DeKalb	Public Service	2,000
Tim Emmons	FY08 ISL - NIRIS	Illinois State Library	Public Service	28,273
Tim Emmons	FY08 BSG - WNIJ	State of Illinois	Public Service	42,802
Tim Emmons	FY08 BSG - WNIU	State of Illinois	Public Service	42,801
Tim Emmons	FY08 Community Service Grant	Corporation for Public Broadcasting	Public Service	197,722
Tim Emmons	FY08 CDBG	City of DeKalb	Public Service	2,000
			Total	315,598

Regional Development Institute

John R Baj; Xu, Desheng	FY '07 Career and Technical Education	Illinois Community College Board	Public Service	35,000
John R Baj; Xu, Desheng	Adult Education and Family Literacy	Illinois Community College Board	Public Service	20,000

John R Baj; Xu, Desheng	FRED Update and Maintenance	Coffey Communications, LLC	Public Service	110,000
John L Lewis	Sales and Service Agreements	Soo Bright Right-of-Way Study	Other	25,000
John L Lewis	Sales and Service Agreements	SD300	Other	31,300
John L Lewis	Sales and Service Agreements	Schaumburg Business Association	Other	11,500
John L Lewis	Sales and Service Agreements	Rural Health Association	Other	5,000
John L Lewis	Sales and Service Agreements	Rockford Area Transportation Study	Other	4,000
John L Lewis	Sales and Service Agreements	Madison Technology College	Other	5,000
John L Lewis	Sales and Service Agreements	Holy Family Catholic Community	Other	4,800
John L Lewis	Sales and Service Agreements	Hoffman Estates	Other	2,000
John L Lewis	Sales and Service Agreements	Harlem Schools	Other	3,000
John L Lewis	Sales and Service Agreements	Hanover Park Personnel Committee	Other	500
John L Lewis	Sales and Service Agreements	Glendale Heights Wireless Implementation	Other	3,600
John L Lewis	Sales and Service Agreements	Ely Consulting	Other	1,000
John L Lewis	Sales and Service Agreements	DuPage National Technology Park	Other	5,584
John L Lewis	Sales and Service Agreements	Dundee Public Library	Other	10,100
John L Lewis	Sales and Service Agreements	Colbert Jones Memorial Center	Other	10,000
John L Lewis	Sales and Service Agreement	Alexian Brothers Health Systems	Other	5,000
John L Lewis	Sales and Service Agreement	Rock Valley College	Other	14,800

John L Lewis	Sales and Service Agreement	Quad-Cities Graduate Study Center	Other	150
John L Lewis	Sales and Service Agreements	Harper College	Other	7,250
John L Lewis	Sales and Service Agreement	Chicago Public Schools	Other	5,000
Dawn S Peters	ILCMA Secretariat	Illinois City/County Management Association	Public Service	71,828
Carol B Zar; Gleeson, Bob	Proposal to Facilitate a Strategic/Business Planning Process for the	Illinois Department of Natural Resources	Public Service	14,605
			Total	406,017
University Outreach				
Marilyn Bellert; Crawford, Paul; Kaplan, Anne	Community College Partnership Model Renewal	Illinois Board of Higher Education	Public Service	274,500
Anne C Kaplan; Pritchard, Mary	Illinois Homeland Security Education Alliance	Illinois Board of Higher Education	Public Service	333,540
John L Lewis	Northern Illinois Proton Treatment and Research Center	Department of the Army	Organized Research	3,014,247
John L Lewis	Regional Host Organization for Illinois Manufacturing Extension Center	Illinois Manufacturing Extension Center	Public Service	1,445,223
Harvey Smith; Billman, Penny	Comprehensive Statewide Evaluation of 21st Century Community Learning Centers Program	Illinois State Board of Education	Public Service	327,960
Harvey Smith; Bellert, Marilyn	Interactive Illinois Report Card	Illinois State Board of Education	Public Service	1,869,038 *

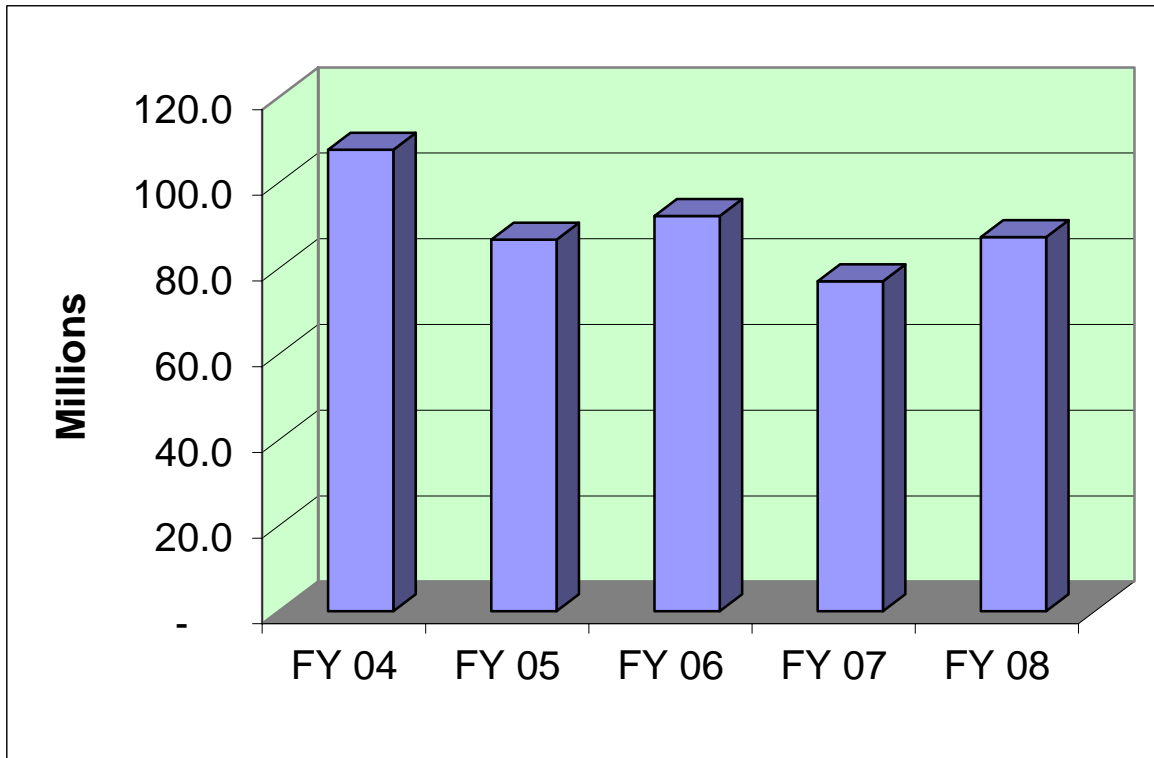
Paul J Kleppner; Gleeson, Bob	The State of Working Illinois 2007-2008	Woods Fund of Chicago	Organized Research	50,000 *
			Total	5,395,470
			Total	1,919,038 *
		OTHER UNIVERSITY UNITS TOTAL		7,403,955
				1,919,038 *
		FISCAL YEAR TOTAL		53,228,167
				8,708,953 *

Summary:

Grants and Contracts Submitted

Fiscal Year 2008

**SUBMISSIONS
FISCAL YEARS 04-08**



COLLEGE/UNIT	FY 04	FY 05	FY 06	FY 07	FY 08
Business	180,249	190,164	844,804	6,000	221,430
Education	8,332,558	11,322,459	6,300,800	9,239,161	6,642,901
Engineering & Engineering Technology	11,413,598	10,251,587	9,559,540	11,409,265	13,904,414
Health and Human Sciences	5,610,638	4,058,708	2,440,258	2,750,166	2,313,687
Law	60,000	60,500	60,500	64,160	32,000
Liberal Arts & Sciences	67,611,400	49,552,613	47,562,452	47,734,962	40,939,069
Visual & Performing Arts	299,330	178,496	81,468	57,264	105,078
Other Academic Units	5,817,294	3,365,094	10,511,181	5,062,812	7,895,725
Other University Units	<u>8,343,995</u>	<u>10,967,001</u>	<u>14,855,485</u>	<u>6,726,457</u>	<u>15,212,762</u>
TOTAL	107,669,062	89,946,622	92,216,488	83,050,247	87,267,066

**Comparison of FY 07 and FY 08 Submission
By Academic and Other Administrative Units**

	2007 Submissions	2008 Submissions	
COLLEGE OF BUSINESS			
Dean's Office	20,000 *		-100%
Accountancy	6,000	5,000	-17%
Finance	-	187,066	100%
Management	-	29,364	100%
Total	<u>6,000</u>	<u>221,430</u>	3591%
	20,000 *		-100%
COLLEGE OF EDUCATION			
Dean's Office	106,208		-100%
Center on Child Welfare and Education		260,208 *	100%
Counseling, Adult and Health Education	465,341	667,568	43%
Leadership, Education Psychology and Foundations			
	331,260 *		-100%
Educational Technology, Research and Assessment	772,677	277,000	-64%
	1,951,046 *		-100%
Kinesiology and Physical Education	19,176	75,000	291%
Leadership, Educational Psychology and Foundations	3,355,016	3,262,548	-3%
Literacy Education	1,500,000		-100%
	102,397 *		-100%
Research Evaluation and Policy Studies	1,116,411	736,224	-34%
	3,532,669 *		-100%
Teaching and Learning	<u>1,904,332</u>	<u>1,624,561</u>	-15%
Total	9,239,161	6,642,901	-28%
	5,917,372 *	260,208 *	-96%
COLLEGE OF ENGINEERING AND ENGINEERING TECHNOLOGY			
Dean's Office	6,257,385	8,448,048	35%
	850,706 *		-100%
Electrical Engineering	1,258,600	725,531	-42%
		199,831 *	100%
Industrial Engineering	196,475	182,886	-7%
	500,000 *	38,990 *	-92%
Mechanical Engineering	2,099,763	2,281,328	9%
Technology	1,597,042	2,266,621	42%
	849,861 *	149,735 *	-82%
Total	<u>11,409,265</u>	<u>13,904,414</u>	22%
	2,200,567 *	388,556 *	-82%
COLLEGE OF HEALTH AND HUMAN SCIENCES			
Dean's Office		591,114	100%
	1,196,310 *	388,289 *	-68%
Allied Health and Communicative Disorders	2,173,252	501,897	-77%
		145,000 *	
Family, Consumer, and Nutrition Sciences	8,000	41,645	421%
	439,810 *		-100%

**Comparison of FY 07 and FY 08 Submission
By Academic and Other Administrative Units**

	2007 Submissions	2008 Submissions	
Gerontology	10,000 *	399,777 *	3898%
Nursing, School of	568,914	1,179,031	107%
Total	2,750,166	2,313,687	-16%
	1,646,120 *	933,066 *	-43%
COLLEGE OF LAW			
Law	64,160	32,000	100%
Total	64,160	32,000	100%
COLLEGE OF LIBERAL ARTS AND SCIENCES			
Dean's Office	1,379,311	8,471,316	514%
Anthropology	1,051,654	588,814	-44%
Biochemical and Biophysical Studies, Center for Biological Sciences	5,471,504 *	7,152,682	-100%
		3,815,400	-47%
		6,691,988 *	100%
Chemistry and Biochemistry	5,799,881	7,517,039	30%
	973,802 *		-100%
Communication		50,000	100%
Computer Science	3,587,392	2,543,998	-29%
Division of Statistics	785,403	622,131	-21%
Economics	70,000	26,100	-63%
English	40,000	148,700	272%
Foreign Languages and Literature	60,000		-100%
	507,923 *		-100%
Geography	2,501,641	860,970	-66%
		6,192,091 *	100%
Geology and Environmental Geosciences	3,324,821	2,570,635	-23%
	92,280 *	199,831 *	117%
History	183,400	155,000	-15%
	957,848 *		-100%
Latino and Latin American Studies, Center for	225,434		-100%
	216,527 *		-100%
Mathematical Sciences	1,321,129	1,521,493	15%
		499,707 *	
Philosophy		129,064	100%
Physics	13,018,471	6,461,838	-50%
	847,756 *		-100%
Plant Molecular Biology Center	2,007,980 *	1,302,077 *	-35%
Political Science	176,434	43,161	-76%
Psychology	4,095,552	3,075,242	-25%
	523,500 *	248,906 *	
Public Administration		14,721	100%
Public Opinion Laboratory	578,883	926,976	60%
		1,301,035 *	100%
Sociology	737,474	369,580	-50%
Southeast Asian Studies, Center for	223,286	50,000	100%
	1,136,314 *	525,772 *	-54%
Study of Family Violence and Sexual Assault, Center for	1,422,114	976,891	-31%
	519,752 *		-100%

**Comparison of FY 07 and FY 08 Submission
By Academic and Other Administrative Units**

	2007 Submissions	2008 Submissions	
Women's Studies	-	<u>6,192,091</u> *	
Total	47,734,962	40,939,069	-14%
	<u>13,255,186</u> *	<u>23,153,498</u> *	75%
COLLEGE OF VISUAL AND PERFORMING ARTS			
Dean's Office	1,244		-100%
Art, School of	16,500	18,000	9%
Art Museum	32,120	43,020	34%
	<u>1,244</u> *		-100%
Music	7,400	40,058	441%
Theatre and Dance, School of	-	<u>4,000</u>	100%
Total	57,264	105,078	83%
	<u>1,244</u> *	-	-100%
OTHER ACADEMIC UNITS			
Vice President for Research	419,024	20,805	-95%
Institute for NanoScience, Engineering of Technology			
	<u>4,519,383</u> *	<u>956,306</u> *	-79%
Provost's Office			
Provost's Office		1,684,647	100%
		<u>568,681</u> *	
Faculty Development and Instructional Design Center		92,921	100%
		<u>26,689</u> *	
Health Enhancement		<u>300,000</u> *	
International Training and Development	449,925		-100%
	<u>568,391</u> *	<u>200,000</u> *	-65%
Student Services			
Campus Child Care	22,916	39,159	71%
Career Services	207,556		-100%
Latino Resource Center		272,580	100%
Registration and Records	290,941		-100%
Upward Bound Program	3,051,270	4,166,141	37%
University Libraries	614,455	1,319,472	115%
Women's Resource Center	<u>6,725</u>	<u>300,000</u>	4361%
Total Other Academic Units	5,062,812	7,895,725	56%
	<u>5,087,774</u> *	<u>2,051,676</u> *	-60%
OTHER UNIVERSITY UNITS			
President's Office			
Business and Industry Services	330,000		-100%
University Outreach			
Center for Governmental Studies		28,388	
		<u>14,721</u> *	
eLearning		100,000	100%
	<u>215,102</u> *		-100%
University Outreach	3,944,828	12,800,817	224%
	<u>1,605,089</u> *		-100%

**Comparison of FY 07 and FY 08 Submission
By Academic and Other Administrative Units**

	2007 Submissions	2008 Submissions	
Research Development Institute	1,254,804	434,061	-65%
	<i>351,311</i> *		-100%
Illinois Council on Economic Education	17,300	23,300	35%
Lorado Taft		200	100%
Outreach Services	<i>32,646</i> *		-100%
Motorcycle Safety	843,606	977,042	16%
Northern Public Radio	335,919	280,273	-17%
Public Safety	<u>-</u>	<u>568,681</u>	100%
Total Other University Units	6,726,457	15,212,762	126%
	<i>2,204,148</i> *	<i>14,721</i> *	
 GRAND TOTAL	 83,050,247	 87,267,066	 5%
	<i>30,332,411</i> *	<i>26,801,725</i> *	-12%

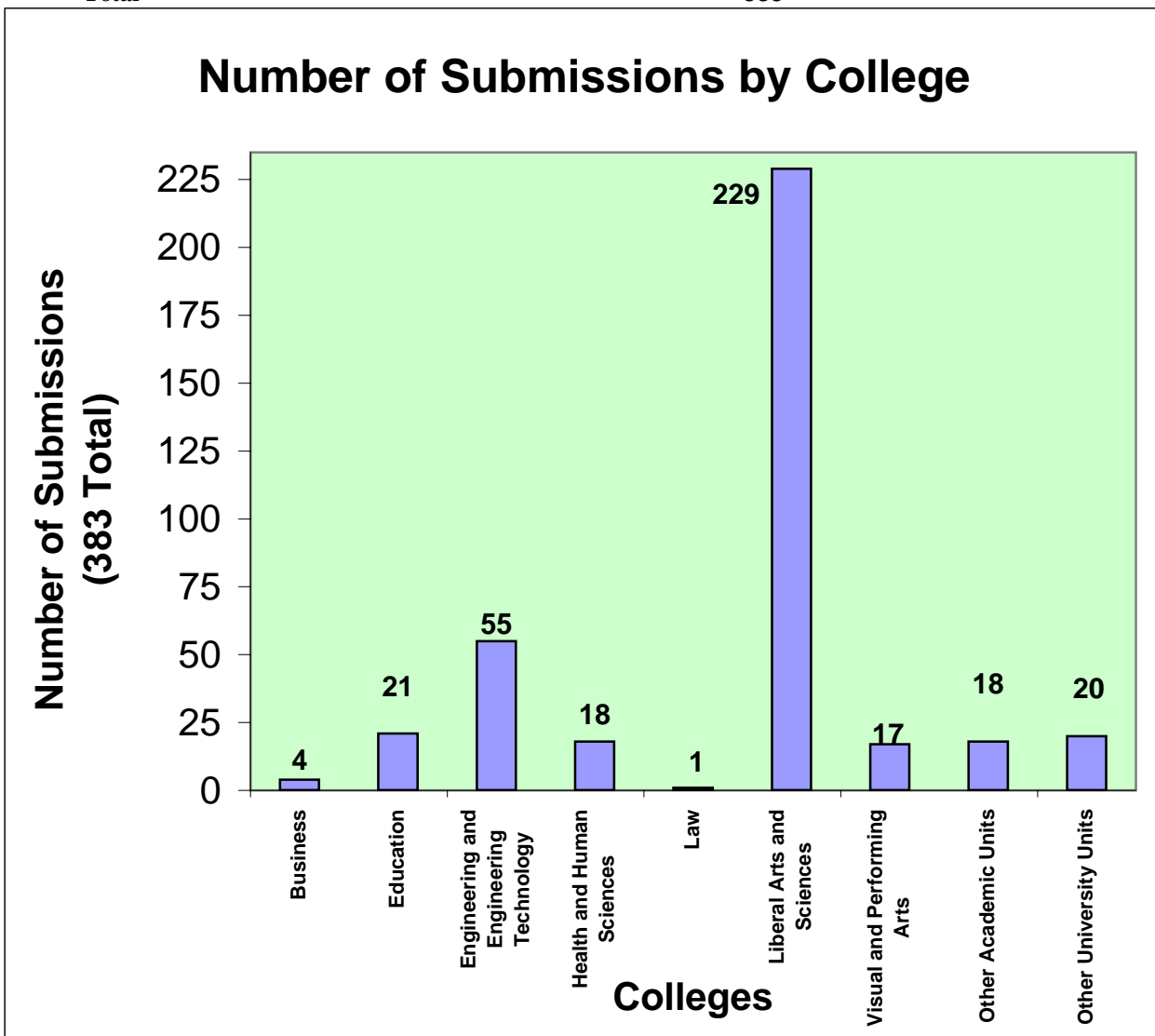
Number of Submissions

Number of Submissions by College

Business	4
Education	21
Engineering and Engineering Technology	55
Health and Human Sciences	18
Law	1
Liberal Arts and Sciences	229
Visual and Performing Arts	17
Other Academic Units	18
Other University Units	20
	20

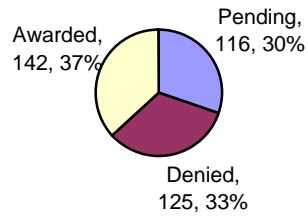
Total

383

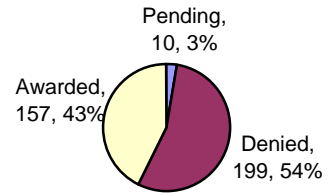


Submitted Comparisons over the last 5 years

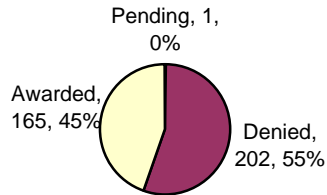
Status of 2008 Submitted Proposals - 383



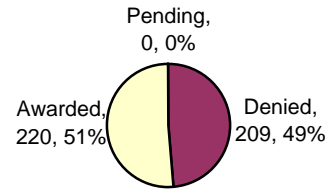
Status of 2007 Submitted Proposals - 366



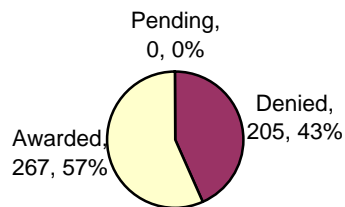
Status of 2006 Submitted Proposals - 368



Status of 2005 Submitted Proposals - 429



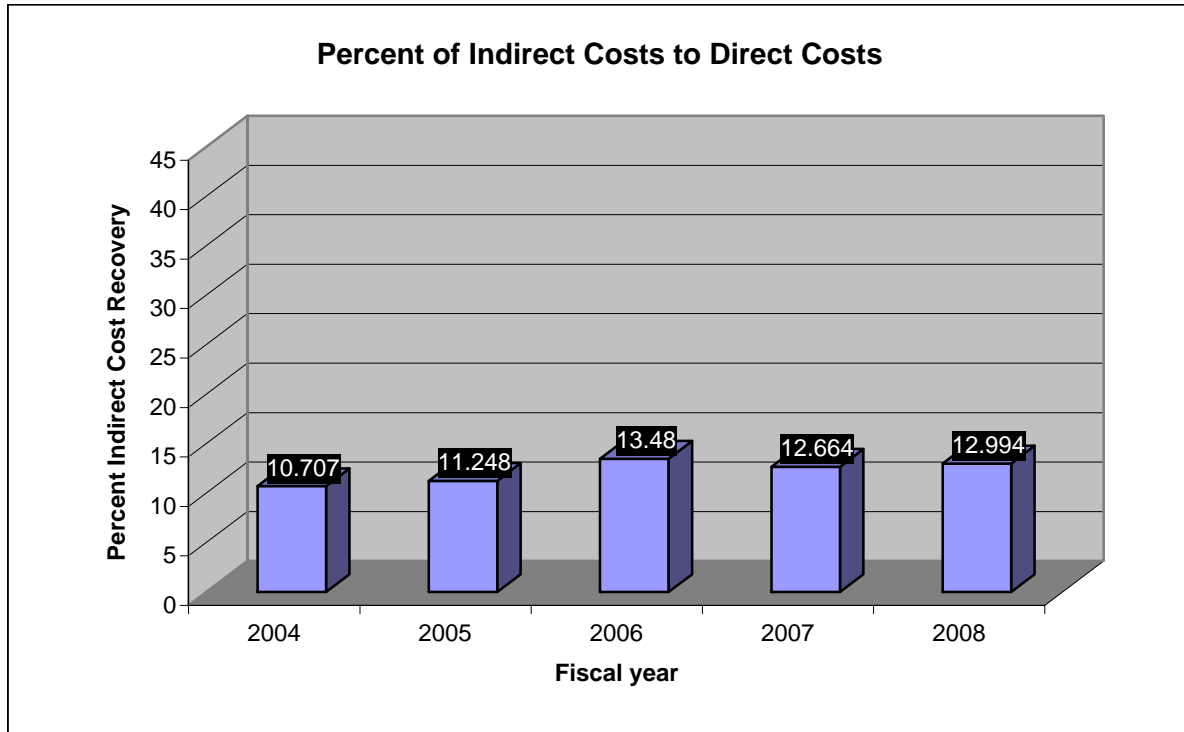
Status of 2004 Submitted Proposals - 472



Average Proposal Submissions/Year

403.6 Total Submissions
190.2 Denied
188 Awarded

Effective Rate of Indirect Cost Return



Northern Illinois University has a federally negotiated indirect cost rate of 45%. This chart reflects the average rate of indirect cost return to the university from all funding sources.